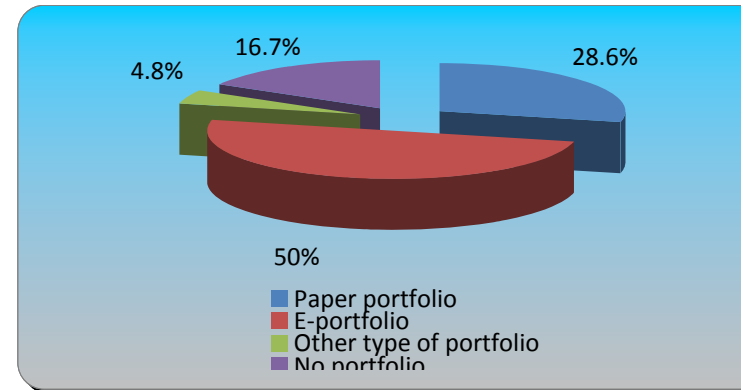


## Turning Graphical Results by Question

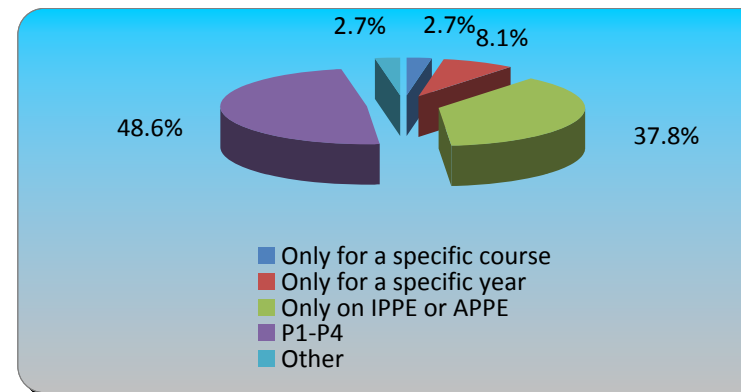
Session Name: New Session 7-21-2009 4-57 PM

Created: 7/22/2009 9:03 PM

1.) My school currently utilizes:	Responses	
Paper portfolio	12	28.57%
E-portfolio	21	50%
Other type of portfolio	2	4.76%
No portfolio	7	16.67%
<b>Totals</b>	<b>42</b>	<b>100%</b>

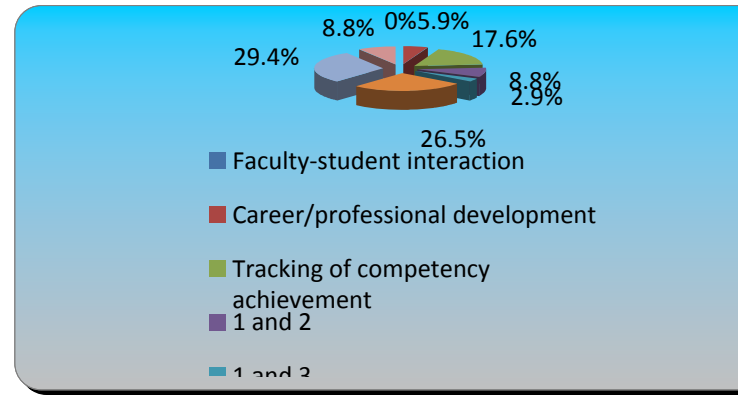


2.) Portfolio is being used	Responses	
Only for a specific course	1	2.70%
Only for a specific year	3	8.11%
Only on IPPE or APPE	14	37.84%
P1-P4	18	48.65%
Other	1	2.70%
<b>Totals</b>	<b>37</b>	<b>100%</b>



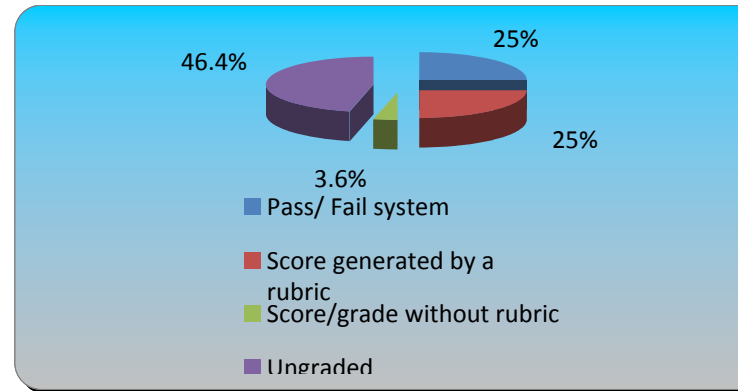
**3.) If you have a student portfolio, which of the following goals is (are) achieved in it?**

	Responses	
Faculty-student interaction	0	0%
Career/professional development	2	5.88%
Tracking of competency achievement	6	17.65%
1 and 2	3	8.82%
1 and 3	1	2.94%
2 and 3	9	26.47%
All	10	29.41%
None	3	8.82%
<b>Totals</b>	<b>34</b>	<b>100%</b>



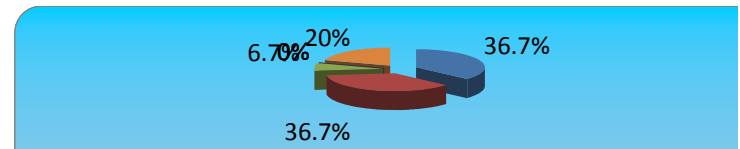
**4.) Our portfolio is evaluated using**

	Responses	
Pass/ Fail system	7	25%
Score generated by a rubric	7	25%
Score/grade without rubric	1	3.57%
Ungraded	13	46.43%
<b>Totals</b>	<b>28</b>	<b>100%</b>

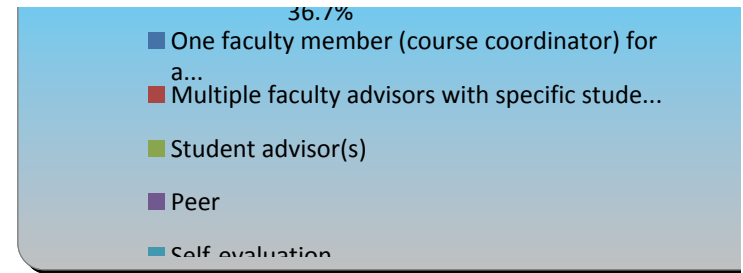


**5.) Portfolio is evaluated by**

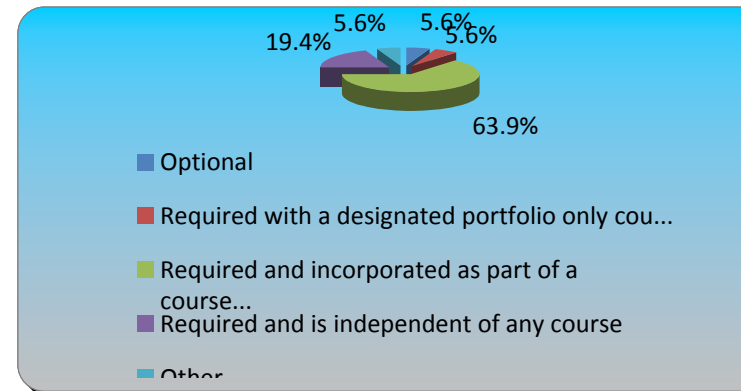
	Responses	
One faculty member (course coordinator) for a...	11	36.67%
Multiple faculty advisors with specific stude...	11	36.67%
Student advisor(s)	2	6.67%



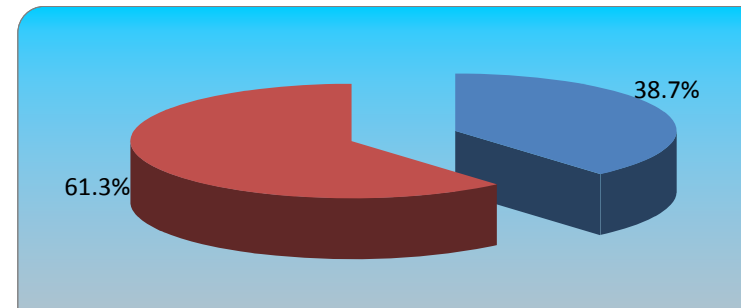
Peer	0	0%
Self-evaluation	0	0%
Not evaluated	6	20%
<b>Totals</b>	<b>30</b>	<b>100%</b>



<b>6.) Portfolio is</b>	<b>Responses</b>	
Optional	2	5.56%
Required with a designated portfolio only cou...	2	5.56%
Required and incorporated as part of a course...	23	63.89%
Required and is independent of any course	7	19.44%
Other	2	5.56%
<b>Totals</b>	<b>36</b>	<b>100%</b>



<b>7.) For those who have a portfolio, have you gone from a paper to an e-portfolio?</b>	<b>Responses</b>	
Yes	12	38.71%
No	19	61.29%
<b>Totals</b>	<b>31</b>	<b>100%</b>



■ Yes ■ No

<u>8.) If you have an e-portfolio, which platform do you use?</u>	<u>Responses</u>	
E*value/ EMS	17	60.71%
RxPortfolio	1	3.57%
TaskStream	2	7.14%
Blackboard portfolio	0	0%
LiveText	5	17.86%
Other	3	10.71%
<b>Totals</b>	<b>28</b>	<b>100%</b>

