



# ***PharmCAS Update***

**July 2011**

Jennifer Athay, PharmD, AACP

# **PharmCAS Participation**

**Launched on June 4 for  
Fall 2011 Enrollment**

## **101 PharmCAS Institutions**

**17 – Partial Participating  
84 – Full Participating**

**55 – Private Institutions  
46 – Public Institutions**



# **Welcome New PharmCAS Schools**

## **2011-2012**

**Cedarville University**

**Manchester College**

**South College**

**Texas Tech University**

**University of Arkansas**

**University of Missouri Kansas City**

**University of South Florida**

**University of Puerto Rico**



# Accreditation

- **ACPE Standards Rely More Heavily on Metrics**
  - **Guideline 17.7:** As a component of its evaluation program, the college or school should undertake studies to correlate admissions criteria, policies, and procedures with student achievement in the professional degree program and performance in professional practice.
- **Institutional Predictive Validity Studies**
  - Trends
  - Outcomes
  - Predictive Factors



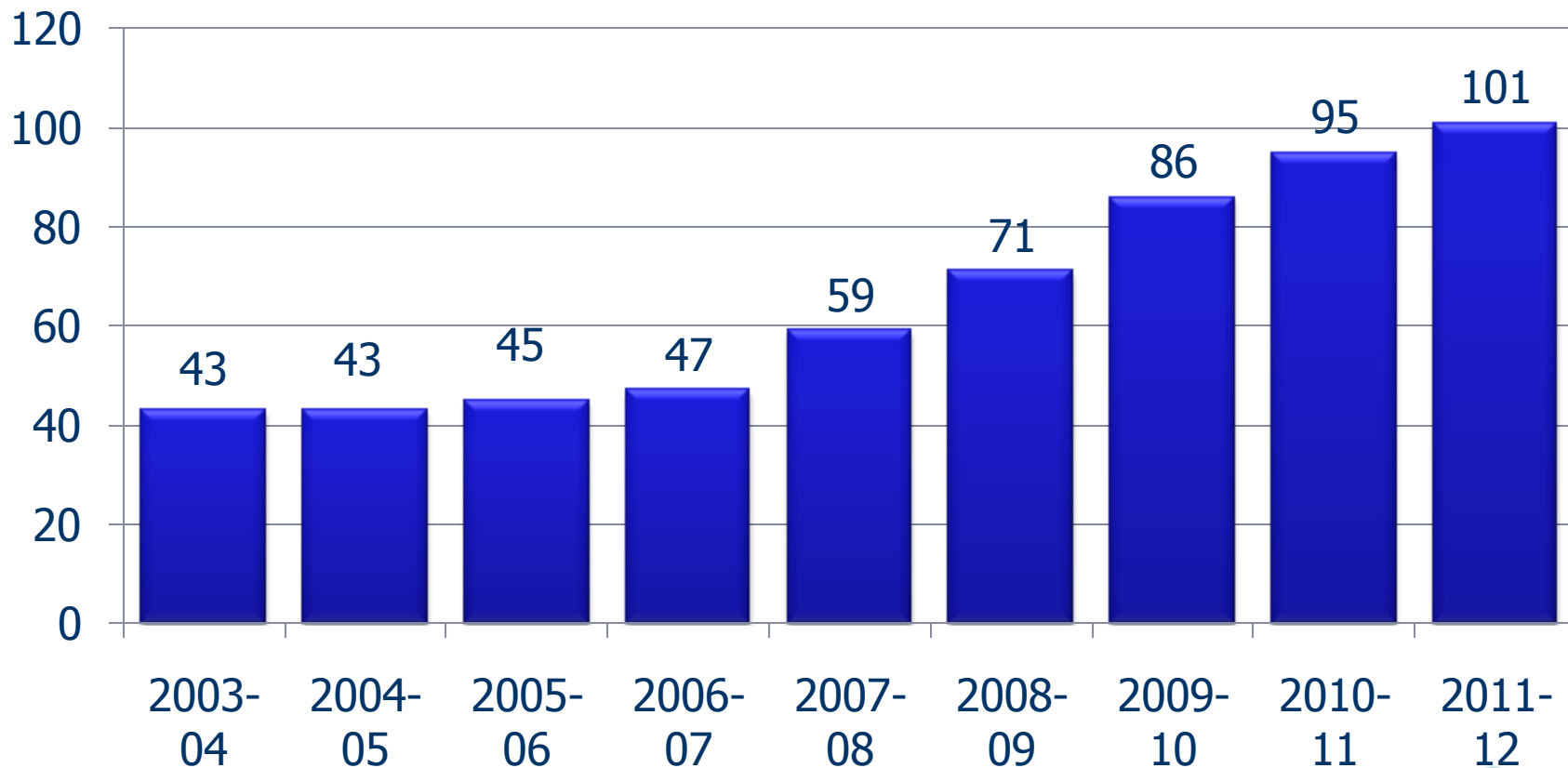
# Predictive Validity Study

**GOAL: Better predict the academic success of student pharmacists on an institutional and national basis.**

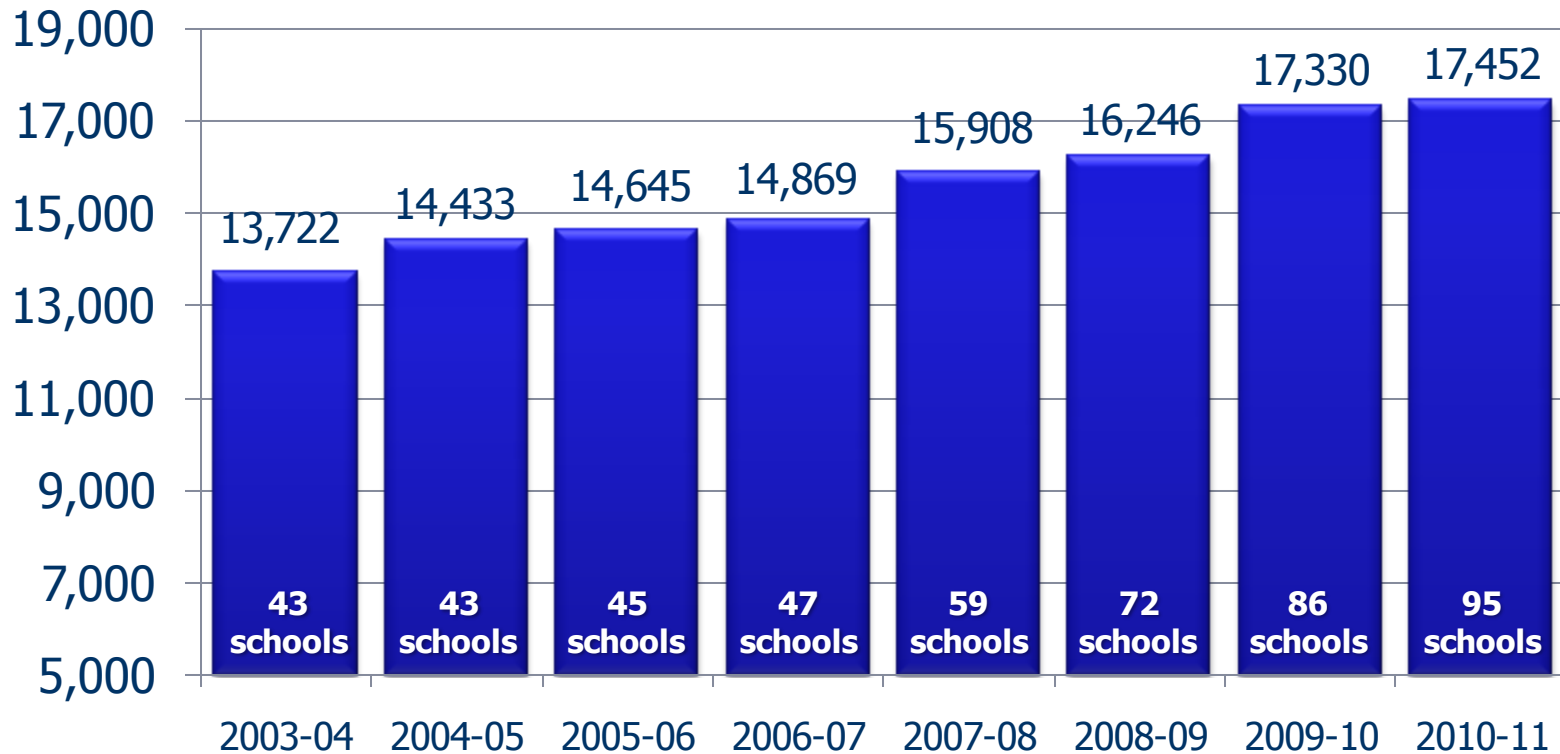
- **Develop Study**
- **Identify Relevant Fields**
  - PharmCAS and Institutional Data
- **Determine Role of Pre-pharmacy Background**
  - GPAs, PCAT, Previous Degrees
- **Other Factors**
  - Race, Gender, Age, Extracurricular Experience



# PharmCAS Schools



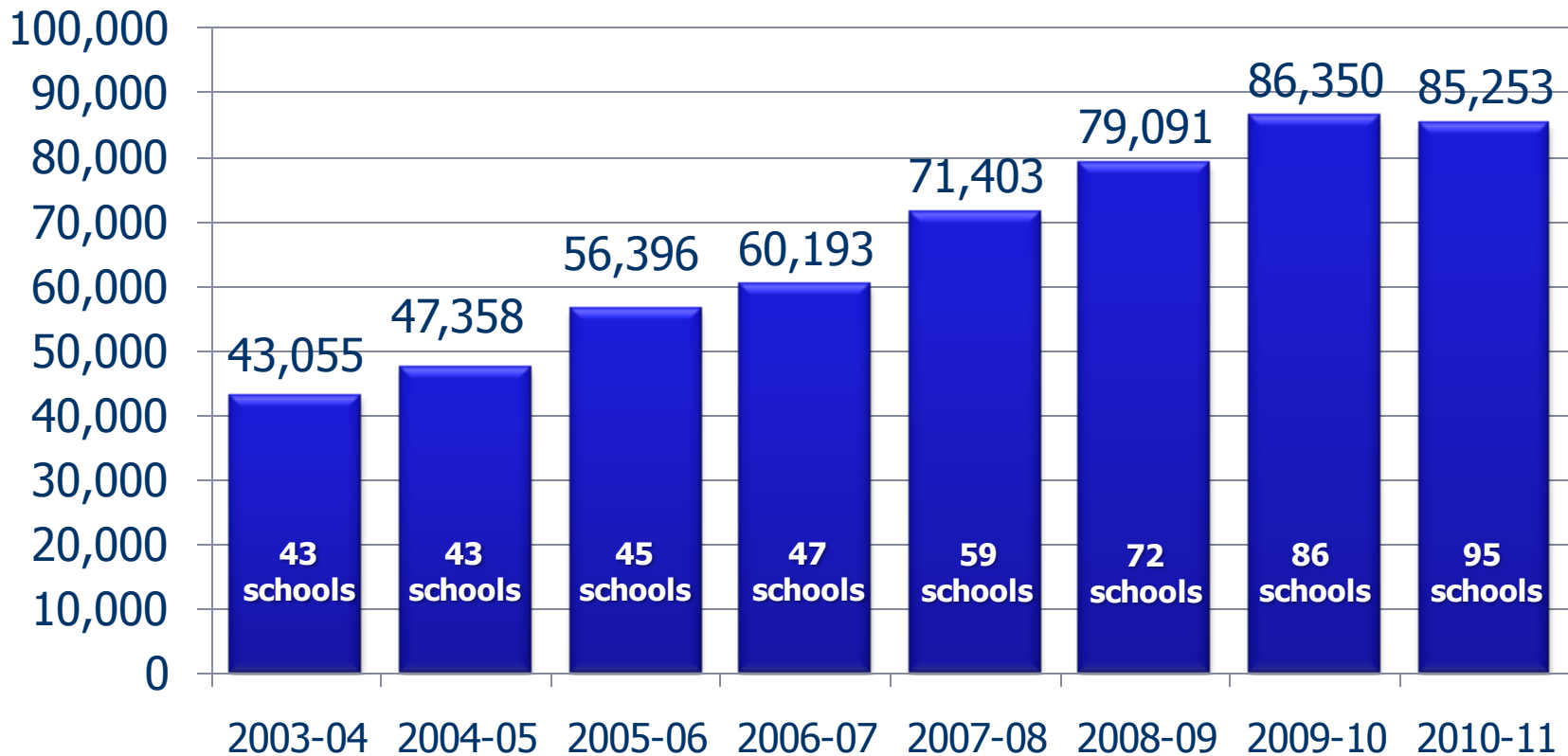
# PharmCAS Applicant Trends



Complete/mailed PharmCAS applicants only.

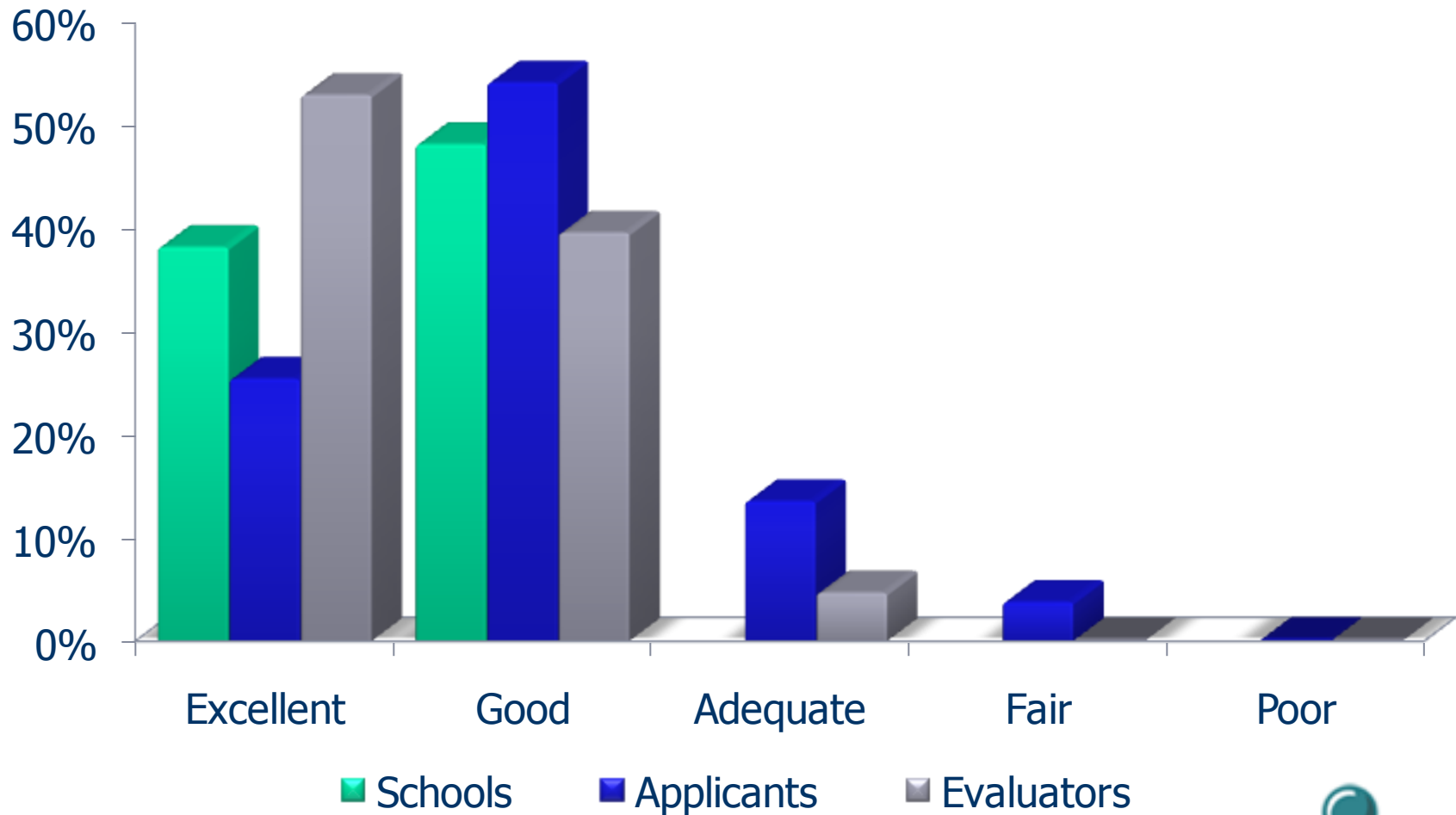


# PharmCAS Application Trends



One applicant may submit multiple applications

# Overall Experience with PharmCAS



# Preliminary 2010-11 Data



# State Residency

- **California – 2740 (15.7%)**
- **Florida – 1308 (7.5%)**
- **New York – 1064 (6.1%)**
- **Illinois – 930 (5.33%)**
- **Texas – 686 (3.93%)**
- **Georgia – 682 (3.91%)**
- **Pennsylvania – 635 (3.64%)**
- **North Carolina – 571 (3.21%)**



<b>Age Group</b>	<b>Number for All PharmCAS Institutions</b>	<b>Percent of Total PharmCAS Pool</b>	<b>No of Applicants Offered at Least One Acceptance*</b>	<b>No of Applicants Not Accepted**</b>
Age 0 - 19	251	1.44%	152	99
Age 20 - 25	12154	69.65%	7057	5097
Age 26 - 30	3194	18.30%	1403	1791
Age 31 - 35	1003	5.75%	452	551
Age 36 - 40	483	2.77%	202	281
Age 41 - 45	219	1.25%	78	141
Age 46+	127	0.73%	50	77
Not Reported	20	0.11%	12	8
<b>Total</b>	<b>17451</b>	<b>100.00%</b>	<b>9406</b>	<b>8045</b>
<b>Median for All Applicants</b>	<b>23</b>			
<b>Range for All Applicants</b>	<b>18 - 76</b>			
<b>Median for School Applicants</b>	<b>23</b>			
<b>Range for School Applicants</b>	<b>18 - 54</b>			



# Citizenship

Citizenship	Number for All PharmCAS Institutions	Percent of Total PharmCAS Pool	No of Applicants Offered at Least One Acceptance*	No of Applicants Not Accepted**
Foreign Citizen	565	3.24%	248	317
Other Eligible Non-Citizen	164	0.94%	60	104
US Citizen	15143	86.77%	8376	6767
US Permanent Resident	1579	9.05%	722	857
Total	17451	100.00%	9406	8045



<b>Ethnicity</b>	<b>Number for All PharmCAS Institutions</b>	<b>Percent of Total PharmCAS Pool</b>	<b>No of Applicants Offered at Least One Acceptance*</b>	<b>No of Applicants Not Accepted**</b>
Hispanic	903	5.17%	390	513
American Indian or Alaska Native	51	0.29%	24	27
Asian	5002	28.66%	2430	2572
Black or African American	1832	10.50%	728	1104
Native Hawaiian or Other Pacific Islander	30	0.17%	9	21
White	7981	45.73%	4929	3052
Two or more races	419	2.40%	224	195
Race/Ethnicity Unknown	1233	7.07%	672	561
<b>Total</b>	<b>17451</b>	<b>100.00%</b>	<b>9406</b>	<b>8045</b>

# Gender

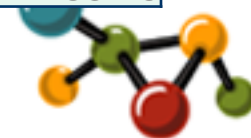
<b>Gender</b>	<b>Number for All PharmCAS Institutions</b>	<b>Percent of Total PharmCAS Pool</b>	<b>No of Applicants Offered at Least One Acceptance*</b>	<b>No of Applicants Not Accepted**</b>
Decline to state	226	1.30%	100	126
Female	10647	61.01%	5674	4973
Male	6578	37.69%	3632	2946
Total	17451	100.00%	9406	8045



<b>GPA Group</b>	<b>GPA for All PharmCAS Institutions</b>	<b>GPA for Applicants Offered at Least One Acceptance*</b>	<b>GPA for Applicants Not Accepted**</b>
Undergraduate Average GPA***			
Science	3.11	3.30	2.88
Non-Science	3.47	3.59	3.33
Math	3.19	3.37	2.98
Undergraduate Cumulative	3.25	3.41	3.06
Graduate / Professional Average GPA***			
Science	3.37	3.47	3.28
Non-Science	3.61	3.69	3.53
Math	3.49	3.59	3.38
Graduate / Professional Cumulative	3.44	3.54	3.35
Overall Average GPA***			
Overall Cumulative	3.25	3.41	3.06



PCAT Group	PCAT for All PharmCAS Institutions	PCAT for Applicants Offered at Least One Acceptance*	PCAT for Applicants Not Accepted**
Verbal Ability Score	400.65	404.80	394.70
Verbal Ability Percentile	48.60	54.10	40.72
Biology Score	405.29	409.90	398.67
Biology Percentile	54.00	60.44	44.76
Reading Comprehension Score	396.29	400.37	390.43
Reading Comprehension Percentile	41.40	46.46	34.13
Quantitative Ability Score	402.00	405.87	396.46
Quantitative Ability Percentile	44.59	50.01	36.80
Chemistry Score	403.65	409.05	395.89
Chemistry Percentile	49.34	56.18	39.52
Composite Score	401.57	406.00	395.23
Composite Percentile	46.47	53.93	35.76



# Top Feeder Institutions

U OF CALIFORNIA – IRVINE - 456

U OF CALIFORNIA - LA - 378

LONG ISLAND UNIVERSITY -  
BROOKLYN - 362

U OF CALIFORNIA - SAN DIEGO - 336

U OF CALIFORNIA - DAVIS - 330

U OF FLORIDA - 287

PURDUE - WEST LAFAYETTE - 267

U OF CONNECTICUT - 248

GOLDEN WEST COLLEGE - 238

U OF PITTSBURGH - 236

SANTA MONICA COLLEGE - 229

ORANGE COAST COLLEGE - 228

U OF SOUTH FLORIDA - 226

U OF ILLINOIS - CHICAGO - 221

IRVINE VALLEY COLLEGE - 218

MIAMI - DADE COLLEGE - 215

SAN DIEGO MESA COLLEGE - 209

WAYNE STATE UNIVERSITY - 206

UNIVERSITY AT BUFFALO - 206

COASTLINE COMMUNITY  
COLLEGE - 203



# Review of Changes for Current 2011-12 Cycle

- **Application Fee is \$150 + \$50 for each additional school (no change)**
- **Centralized Drug Screening Program**
- **Paperless by 2012-2013**
- **Applicant Code of Conduct Violation Policy**
  - **Independent Panel (Sub-Committee of the Advisory Panel) Review**
  - **Sanctions may include: revocation of application, sharing information with admission committees about the applicant's behavior, losing the privilege of entering the pharmacy profession**



# **Review of Changes for Current 2011-12 Cycle**

- **Plagiarism software for personal statement**
- **No ACPE status institutions**
- **Re-applicants**
- **Fee Waiver program doubled**
- **Reference writers can now upload docs, pdfs**
- **Increased # of extracurricular entries to 20**



# Review of Changes for Current 2011-12 Cycle

- **Ability to see at a glance if applicant has comments**
  - **No profanity policy**
- **Previously applied to a pharmacy program now a required field**
- **Language strengthened in academic/student misconduct question**



# Review of Changes for Current 2011-12 Cycle

- **New school page tool**
  - Notify AACCP (Diane Drakeley) of deadline or accreditation changes
  - 5 business days notice BEFORE a deadline to change the deadline



# Upcoming Enhancements

- **Immunization Tracking (under consideration)**
- **Mobile site for [www.pharmcas.org](http://www.pharmcas.org)**





## Virtual Pharmacy School Fair

### October 4–5, 2011

Looking for an efficient way to recruit applicants to your Pharmacy Schools?  
Participate in the 2011-2012 Virtual Pharmacy School Fair.

All AACP member schools are invited to leverage  
the power of technology to increase admissions

#### Why Participate?

- communicate with applicants both domestically and internationally
- conduct live video sessions from your desk via your own chat room
- Interact live with prospective applicants in your own chat room in group chat and private chat formats
- choose your own chat hours (day time and evening hours are available)
- reach sought-after applicants in this unique cost-effective way
- a greener way to reach and build awareness of your programs
- **Register by August 12 for a discounted price of \$350**

**Virtual Fair Dates: October 4–5, 2011**  
**Register at [www.AACP.CareerEco.net](http://www.AACP.CareerEco.net)**

For more information:  
Gayle Oliver-Plath  
770.980.0088  
[aacp@careereco.com](mailto:aacp@careereco.com)



# Questions?

[jathay@aacp.org](mailto:jathay@aacp.org)

