

**PHARMACY FACULTY SURVEY
 SUMMARY REPORT - 2009**

The Pharmacy Faculty Survey was available for online access in the AACP Centralized Survey System on February 24, 2009. As of July 2009, 75 of 110 (68.2%) colleges and schools of pharmacy administered the survey to their faculty. A total of three thousand five hundred and ninety-three (3,593) faculty members were invited to complete the survey. Two thousand four hundred and twenty-four (2,424) faculty members submitted the survey for a total response rate of over sixty-seven percent (67.5%). Response rates per school ranged from 29.8 percent to 100.0 percent. For more information regarding this summary report or the administration of the survey, please contact Jennifer Patton, Director of Institutional Research (jpatton@aacp.org) or Danielle Taylor, Research Manager (dtaylor@aacp.org).

Total number of schools: 75 (43 public, 32 private)

Total number of responses: 2,424

SECTION I: Administrative System

Indicate the degree to which you agree or disagree with these statements.					
	Strongly Agree	Agree	Disagree	Strongly Disagree	Unable to Comment
1. The college/school's administrators (e.g. Dean, Associate/Assistant Dean, Department Chair, Program Directors) have clearly defined responsibilities.	30.0% (727)	53.2% (1290)	10.1% (244)	2.8% (69)	3.9% (94)
2. The college/school's administrators function as a unified team.	24.9% (604)	51.5% (1248)	15.3% (370)	4.3% (104)	4.0% (98)
3. The college/school's administrator(s) are aware of my needs/problems.	20.2% (489)	57.1% (1383)	14.7% (356)	4.8% (116)	3.3% (80)
4. The college/school's administrator(s) are responsive to my needs/problems.	20.7% (502)	51.5% (1248)	17.4% (422)	6.1% (149)	4.2% (103)
5. The Dean is an effective leader of the college/school.	40.3% (978)	41.0% (993)	9.9% (239)	5.2% (127)	3.6% (87)
6. I am given the opportunity to provide evaluative feedback of the administrators.	22.2% (538)	39.1% (947)	23.0% (558)	11.1% (270)	4.6% (111)
7. I am aware that my college/school has policies for dealing with harassment and discrimination.	52.4% (1270)	42.6% (1033)	2.3% (56)	1.1% (27)	1.6% (38)
8. The committee responsible for assessment is effective.	24.5% (593)	48.6% (1179)	12.3% (298)	3.2% (77)	11.4% (277)
9. The committee responsible for the curriculum is effective.	29.4% (713)	52.9% (1283)	9.1% (221)	3.1% (75)	5.4% (132)
10. Faculty meetings function effectively as part of the governance of the college/school.	24.0% (582)	55.0% (1332)	14.1% (341)	4.6% (112)	2.4% (57)

SECTION II: Recruitment and Retention

Indicate the degree to which you agree or disagree with these statements.					
	Strongly Agree	Agree	Disagree	Strongly Disagree	Unable to Comment
11. The college/school uses an effective faculty recruitment process.	18.5% (449)	56.9% (1379)	15.6% (379)	3.3% (79)	5.7% (138)
12. I have access to documents that detail policies related to my performance as a faculty member.	29.2% (708)	53.8% (1303)	9.7% (236)	1.7% (40)	5.7% (137)
13. My performance assessment criteria are explicit and clear.	23.2% (563)	50.8% (1231)	19.3% (468)	3.3% (81)	3.3% (81)
14. My allocation of effort has been clearly stated.	22.3% (541)	52.8% (1280)	17.2% (418)	4.0% (96)	3.7% (89)
15. Criteria for my performance assessment are consistent with my responsibilities.	22.6% (547)	52.4% (1269)	15.1% (365)	4.0% (97)	6.0% (146)
16. I am encouraged to engage in scholarly activity.	50.7% (1228)	43.7% (1060)	3.3% (80)	1.0% (24)	1.3% (32)
17. I receive formal feedback on my performance on a regular basis.	25.1% (608)	50.3% (1220)	16.5% (400)	4.6% (111)	3.5% (85)
18. The performance feedback I receive is effective.	22.1% (535)	49.0% (1188)	15.8% (382)	4.7% (113)	8.5% (206)
19. The college/school consistently applies promotion and/or tenure policies and procedures.	23.6% (571)	42.0% (1019)	11.6% (281)	5.8% (141)	17.0% (412)

SECTION III: Infrastructure

Indicate the degree to which you agree or disagree with these statements.					
	Strongly Agree	Agree	Disagree	Strongly Disagree	Unable to Comment
20. I receive adequate support staff resources.	23.9% (579)	50.3% (1219)	19.1% (464)	5.4% (132)	1.2% (30)
21. I have adequate office space.	42.0% (1019)	46.2% (1121)	7.7% (187)	2.8% (68)	1.2% (29)
22. I have adequate laboratory and/or clinical resources for my research and/or scholarship needs.	21.0% (510)	46.2% (1121)	15.2% (368)	3.9% (95)	13.6% (330)
23. I have adequate laboratory and/or clinical space for my research and/or scholarship needs.	23.1% (561)	45.8% (1110)	11.6% (280)	3.8% (91)	15.8% (382)
24. Computer resources are adequate for my academic responsibilities.	40.2% (974)	50.2% (1218)	7.1% (173)	1.8% (43)	0.7% (16)
25. I have access to library and other educational resources.	54.2% (1315)	42.3% (1026)	2.4% (58)	0.6% (15)	0.4% (10)
26. The college/school has appropriate physical facilities to allow me to fulfill my responsibilities.	32.4% (785)	50.6% (1227)	11.4% (277)	3.9% (95)	1.7% (40)
27. The college/school has a sufficient number of qualified faculty.	20.3% (492)	47.7% (1156)	23.0% (558)	6.6% (160)	2.4% (58)
28. The program's resources can accommodate present student enrollment.	19.1% (464)	53.1% (1286)	19.3% (469)	5.7% (138)	2.8% (67)
29. The physical facilities enable out-of-class interaction among administration, faculty, and students.	19.2% (465)	48.7% (1180)	22.9% (554)	5.1% (123)	4.2% (102)
30. My campus work environment is safe.	42.9% (1039)	51.2% (1242)	4.0% (96)	0.7% (17)	1.2% (30)

SECTION IV: Role and Governance

Indicate the degree to which you agree or disagree with these statements.					
	Strongly Agree	Agree	Disagree	Strongly Disagree	Unable to Comment
31. The college/school effectively employs strategic planning.	27.6% (670)	50.9% (1235)	12.1% (293)	3.5% (85)	5.8% (141)
32. The college/school requested my input during the development of the current strategic plan.	36.2% (878)	44.3% (1074)	9.2% (224)	3.3% (79)	7.0% (169)

SECTION V: Faculty Development

Indicate the degree to which you agree or disagree with these statements.					
	Strongly Agree	Agree	Disagree	Strongly Disagree	Unable to Comment
33. I receive adequate guidance on career development.	15.5% (376)	50.0% (1211)	23.8% (576)	6.4% (156)	4.3% (105)
34. Funds are available to support my faculty development.	17.0% (412)	46.2% (1120)	23.6% (571)	6.8% (166)	6.4% (155)
35. Programs are available for non-practice faculty to orient them to the pharmacy profession and professional education.	8.3% (201)	28.1% (680)	24.3% (589)	5.5% (134)	33.8% (820)
36. Programs are available to me to improve my teaching and to facilitate student learning.	25.0% (606)	57.5% (1393)	12.3% (297)	2.0% (48)	3.3% (80)
37. Programs are available to me that help me develop my competence in research and/or scholarship.	14.0% (339)	48.5% (1176)	25.7% (622)	5.3% (129)	6.5% (158)

SECTION VI: Curriculum, Teaching, and Assessment

Indicate the degree to which you agree or disagree with these statements.					
	Strongly Agree	Agree	Disagree	Strongly Disagree	Unable to Comment
38. Overall, faculty encourage students to assume responsibility for their own learning.	26.4% (640)	59.2% (1436)	10.6% (256)	1.6% (39)	2.2% (53)
39. Laboratories and other non-classroom environments are conducive to learning.	25.2% (612)	58.0% (1405)	7.1% (173)	0.8% (19)	8.9% (215)
40. The curriculum is consistent with the collective vision of the faculty and administration.	27.4% (663)	57.6% (1396)	9.4% (229)	1.4% (34)	4.2% (102)
41. Faculty are consulted in curricular matters.	38.9% (943)	52.2% (1265)	5.9% (142)	1.1% (27)	1.9% (47)
42. The organization and structure of the curriculum is clear.	30.8% (747)	54.3% (1317)	10.8% (263)	1.4% (34)	2.6% (63)
43. I understand how my instructional content fits into the curriculum.	38.4% (932)	53.7% (1301)	4.7% (115)	0.7% (18)	2.4% (58)
44. The curriculum is taught at a depth that supports understanding of central concepts and principles.	32.1% (777)	56.6% (1373)	5.8% (141)	1.2% (30)	4.2% (103)
45. Curricular collaboration among disciplines is encouraged at my college/school.	30.9% (749)	48.8% (1184)	12.7% (309)	2.6% (64)	4.9% (118)
46. The college/school uses programmatic assessment data to improve the curriculum.	24.7% (599)	47.0% (1140)	10.9% (264)	2.9% (70)	14.5% (351)
The Pharm.D. Program prepares students to ...					
47. develop and use patient-specific pharmacy care plans.	40.0% (970)	46.7% (1132)	1.3% (32)	0.3% (7)	11.7% (283)
48. effectively manage a patient-centered pharmacy practice.	34.2% (830)	48.1% (1166)	4.5% (109)	0.2% (6)	12.9% (313)
49. develop disease management programs.	29.2% (707)	48.0% (1164)	7.3% (176)	0.5% (11)	15.1% (366)
50. manage the system of medication use.	28.5% (691)	52.4% (1269)	4.5% (110)	0.2% (6)	14.4% (348)
51. promote the availability of health promotion and disease prevention initiatives.	31.4% (762)	51.5% (1249)	4.0% (96)	0.4% (9)	12.7% (308)
52. communicate with patients, caregivers, and other members of the interprofessional health care team.	41.6% (1008)	46.6% (1130)	2.0% (48)	0.3% (8)	9.5% (230)
53. search the health sciences literature.	36.8% (893)	50.9% (1235)	4.0% (97)	0.5% (13)	7.7% (186)
54. evaluate the health sciences literature.	33.5% (811)	51.0% (1236)	6.3% (152)	0.9% (21)	8.4% (204)
55. demonstrate expertise in the area of informatics (resources, devices, and methods required to optimize the acquisition, storage, retrieval, and use of information in pharmacy and healthcare).	21.9% (531)	50.2% (1217)	11.0% (267)	1.6% (39)	15.3% (370)
56. apply state and federal laws and regulations to the practice of pharmacy.	34.7% (840)	53.0% (1284)	1.0% (24)	0.2% (4)	11.2% (272)
57. maintain professional competence.	36.3% (880)	51.6% (1250)	2.7% (66)	0.3% (8)	9.1% (220)

SECTION VII: Developing and Supervising Students

Indicate the degree to which you agree or disagree with these statements.					
	Strongly Agree	Agree	Disagree	Strongly Disagree	Unable to Comment
58. The college/school provides an environment and culture that promotes professional behavior among students, faculty, administrators, preceptors and staff.	39.2% (949)	51.6% (1250)	7.0% (170)	1.2% (30)	1.0% (25)
59. The college/school effectively manages academic misconduct by students (e.g., plagiarism).	28.1% (680)	49.1% (1191)	12.3% (297)	2.5% (60)	8.1% (196)
60. The college/school effectively manages professional misconduct by students (e.g., repeated tardiness/absences, drug diversion).	23.1% (560)	46.7% (1131)	15.8% (383)	3.2% (78)	11.2% (272)
61. The college/school effectively manages poor academic performance of students.	26.9% (652)	51.1% (1239)	12.7% (308)	3.1% (75)	6.2% (150)

SECTION VIII: Academic Roles

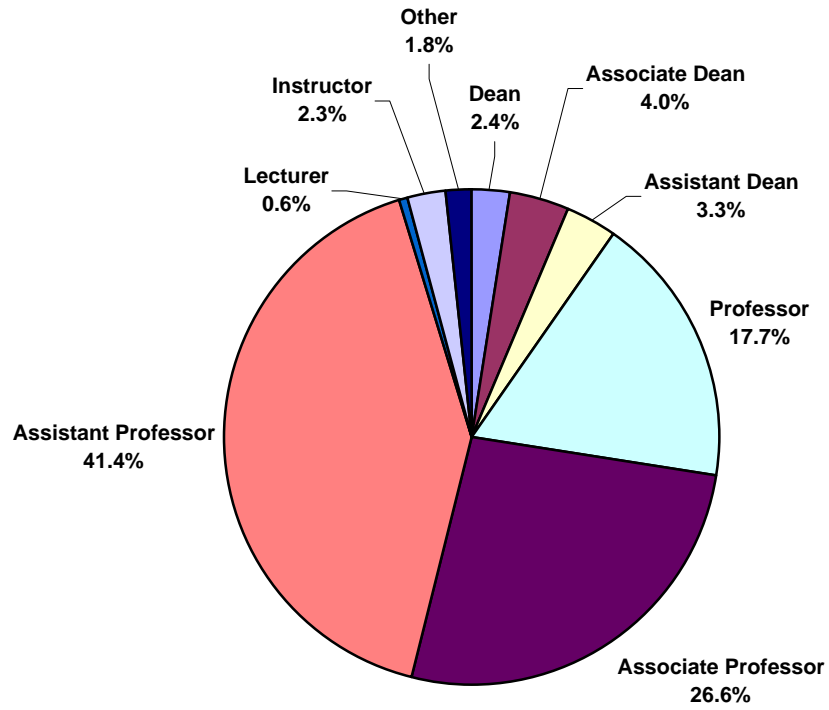
Indicate the degree to which you agree or disagree with these statements.					
	Strongly Agree	Agree	Disagree	Strongly Disagree	Unable to Comment
62. In my opinion, the proportion of my time spent on teaching is appropriate.	25.1% (609)	60.5% (1467)	10.6% (256)	1.6% (38)	2.2% (54)
63. In my opinion, the proportion of my time spent on research is appropriate.	19.0% (460)	50.4% (1222)	21.1% (512)	3.2% (78)	6.3% (152)
64. In my opinion, the proportion of my time spent on service is appropriate.	22.5% (545)	61.1% (1481)	11.5% (278)	2.1% (52)	2.8% (68)
65. In my opinion, the proportion of my time spent on clinical service is appropriate.	14.8% (359)	37.3% (903)	5.9% (144)	1.2% (29)	40.8% (989)

SECTION IX: Demographic Information

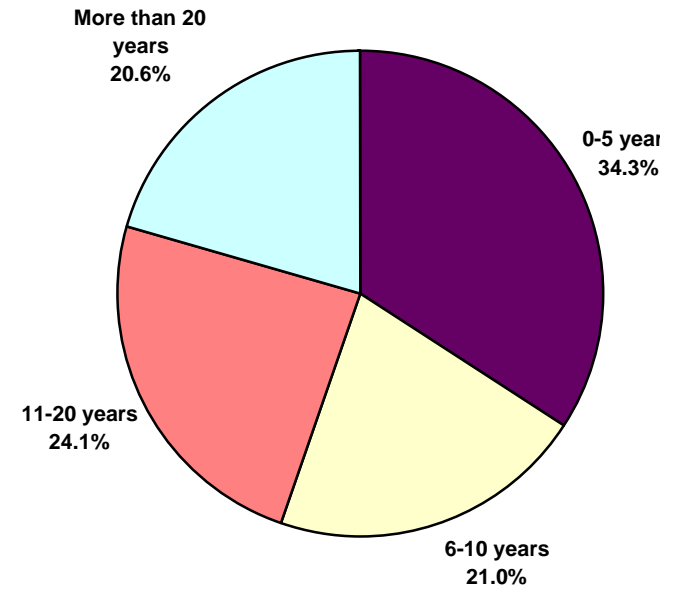
67. Rank	Response Percent	Response Total
Dean	2.4%	57
Associate Dean	4.0%	93
Assistant Dean	3.3%	77
Professor	17.7%	415
Associate Professor	26.6%	625
Assistant Professor	41.4%	973
Lecturer	0.6%	14
Instructor	2.3%	53
Other	1.8%	42
68. Number of years in academia	Response Percent	Response Total
less than 2	12.4%	292
2-5	21.9%	515
6-10	21.0%	493
11-15	14.4%	338
16-20	9.7%	227
more than 20	20.6%	485
69. Tenure Status	Response Percent	Response Total
Tenured Track	41.0%	960
Nontenured, Tenure Track	11.0%	258
Nontenure Track	38.6%	903
Institution does not have a tenure system	9.4%	220
70. Discipline	Response Percent	Response Total
Biological Sciences	6.4%	150
Continuing Professional Education	0.7%	16
Liberal Arts	0.4%	10
Library/Educational Resources	0.5%	11
Medicinal Chemistry	7.0%	164
Pharmaceutics	8.6%	201
Pharmacology	10.3%	241
Social & Administrative Sciences	8.1%	188
Pharmacy Practice	54.0%	1259
Other	4.0%	93
71. Type of Appointment	Response Percent	Response Total
Full-time	95.2%	2226
Part-time	4.8%	112
72. Teach location	Response Percent	Response Total
Main campus	86.7%	2038
Branch campus (enter city and state)	5.5%	129
Satellite campus (enter city and state)	4.3%	102
Other	3.5%	82

Demographic Information

Rank



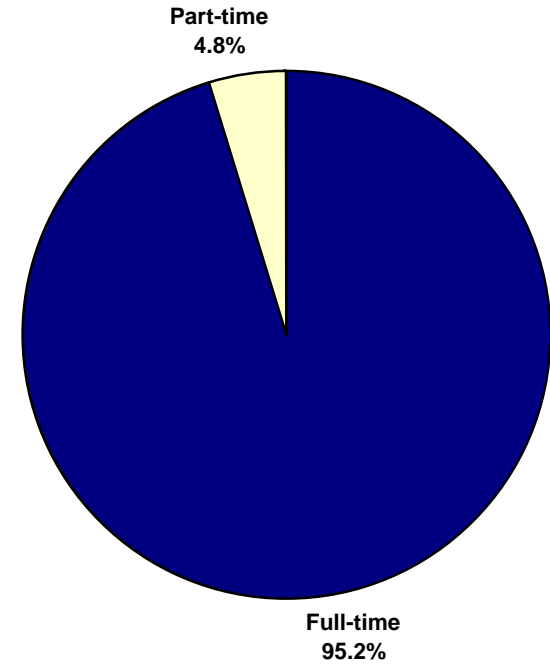
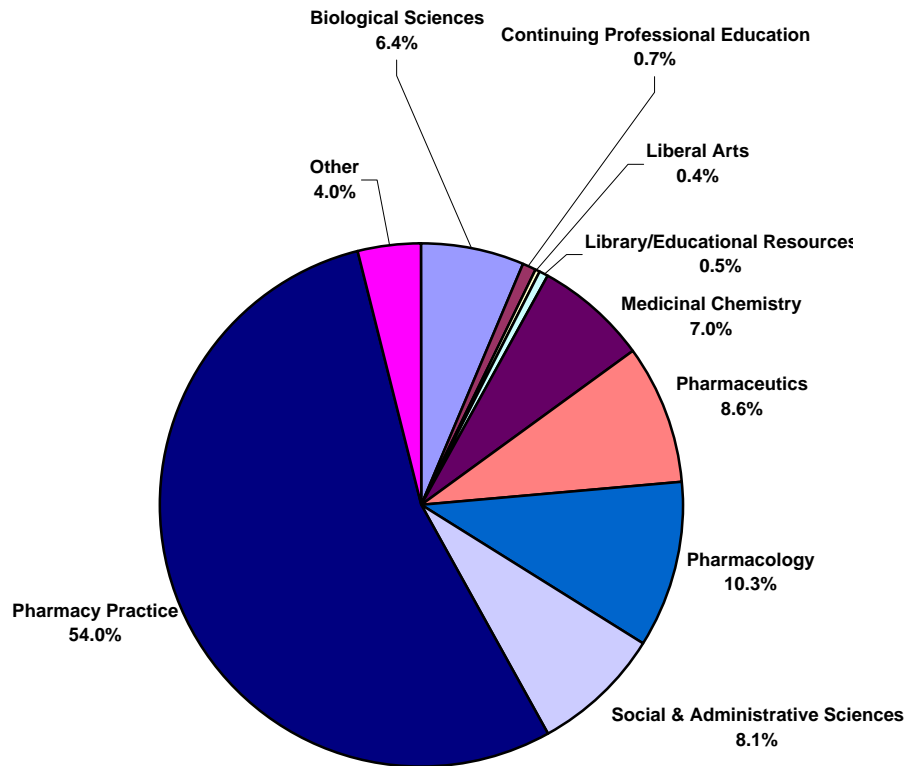
Years in Academia



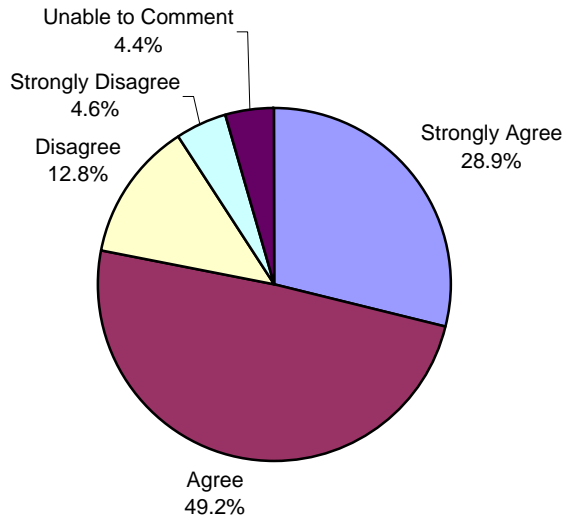
Demographic Information

Type of Appointment

Discipline

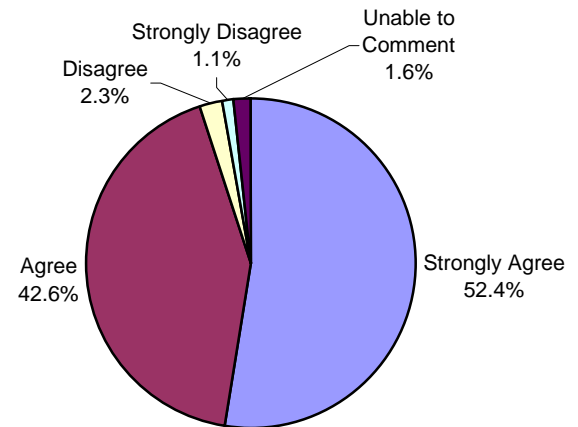


Section I: Administrative System



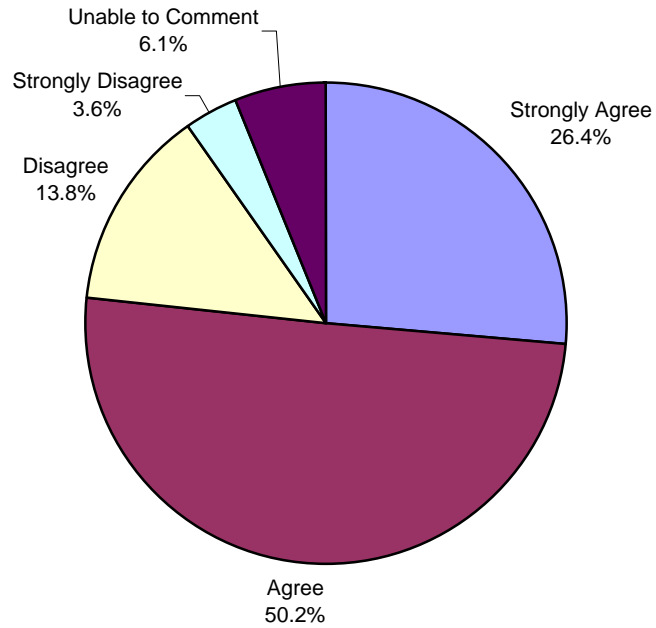
This section seeks the perspectives of faculty members on administrative processes. Overall, over seventy-eight percent (78.1%) of faculty members felt the college or school administration was effective in responding to faculty needs, allowing an opportunity for evaluative feedback, functioning as a team, and dealing with harrassment and discrimination.

I am aware of policies for dealing with harassment and discrimination



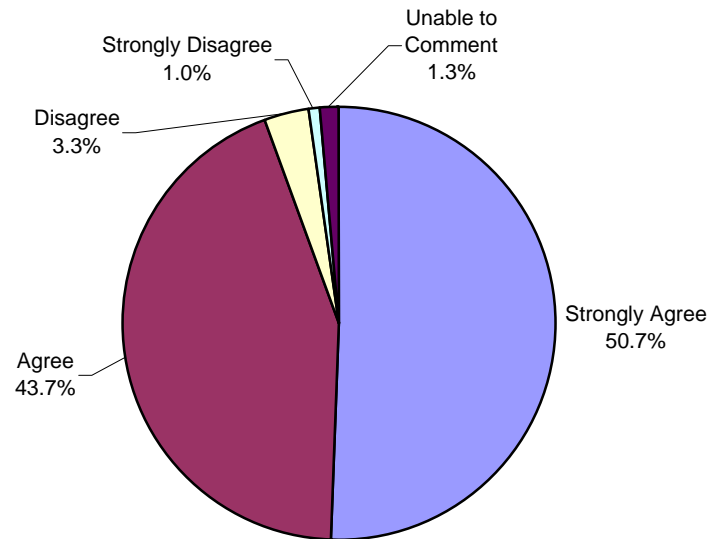
The statement that received the highest level of agreement among faculty members (95.0%) regarded the awareness of college/school policies for dealing with harrassment and discrimination.

Section II: Recruitment and Retention



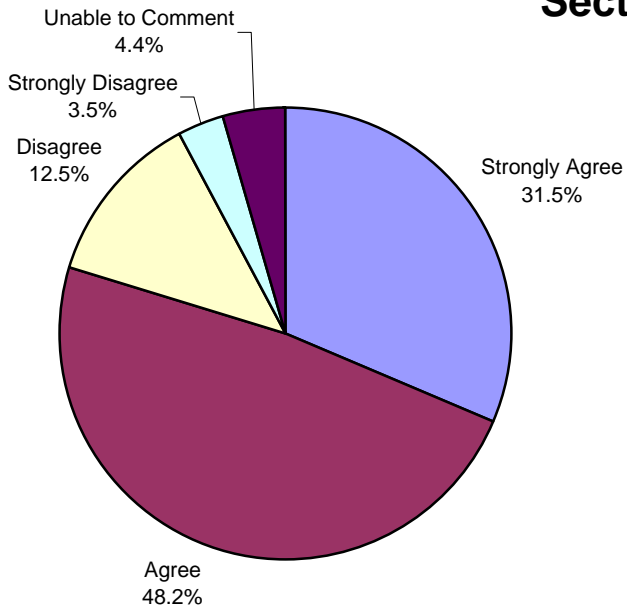
Nearly seventy-seven percent (76.6%) of faculty members were in agreement that their schools and colleges of pharmacy were adequately recruiting and retaining faculty.

I am encouraged to contribute to knowledge through scholarship/research

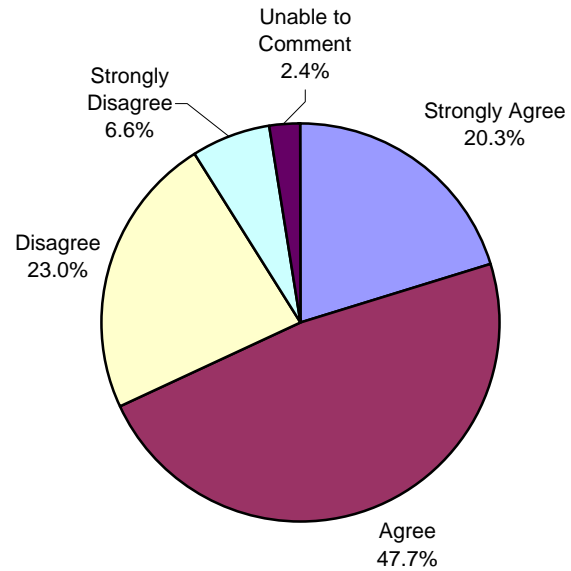


One item faculty members were most in agreement with concerned scholarship and research. Over ninety-four percent (94.4%) agreed or strongly agreed with this statement.

Section III: Infrastructure

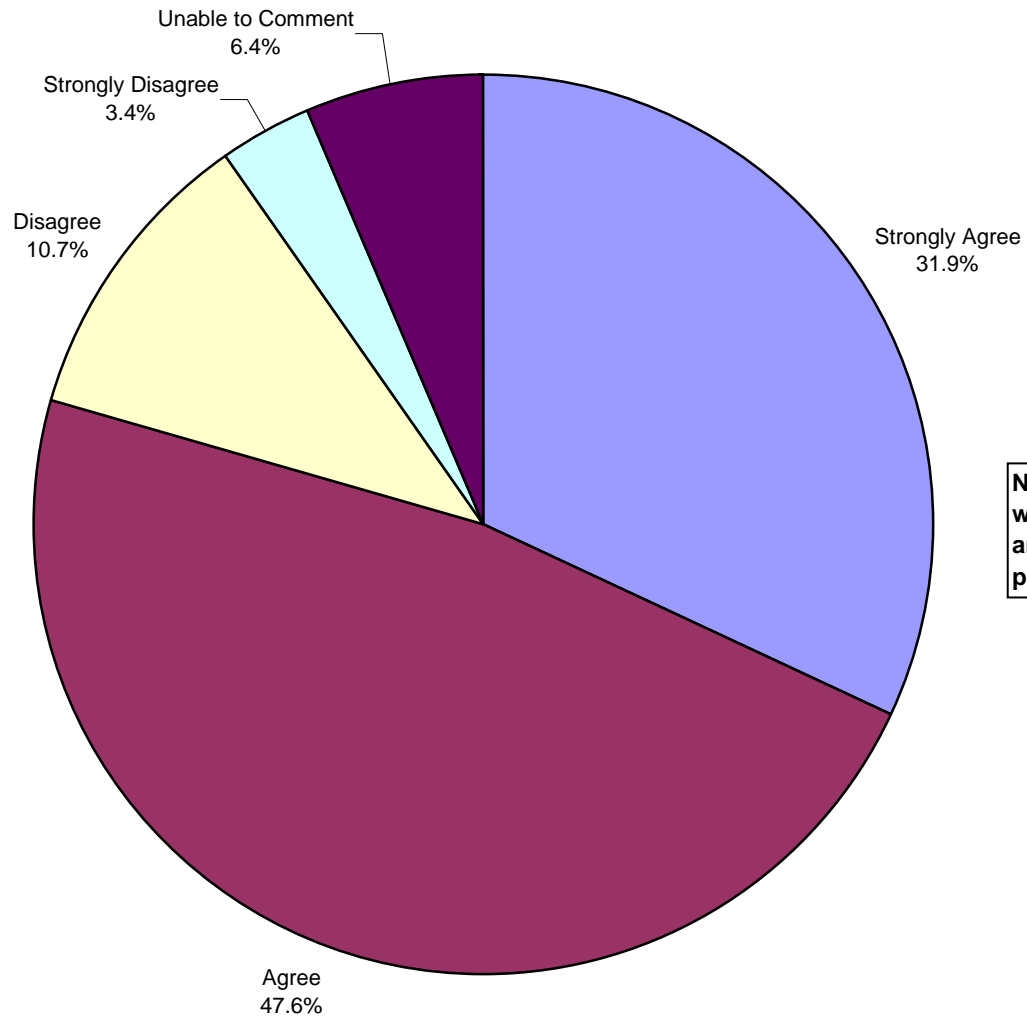


The college/school has a sufficient number of qualified faculty



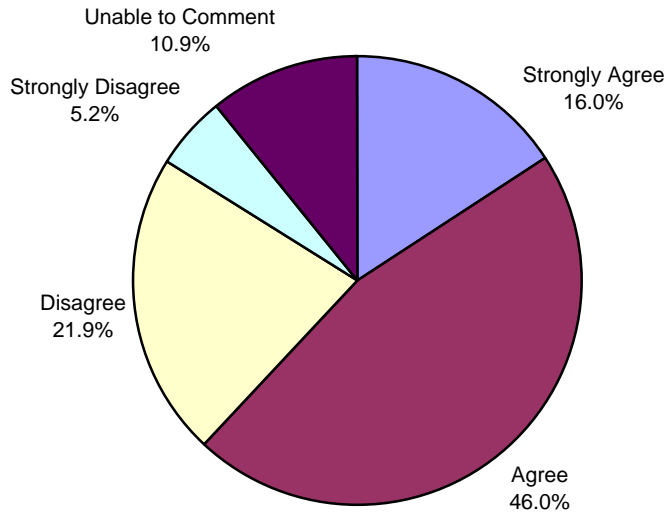
Nearly eighty percent (79.7%) of faculty members agreed or strongly agreed that they were satisfied with the statements in this section involving staff resources, facilities, and infrastructure. However, the statement indicating satisfaction with the number of qualified faculty members garnered the highest amount of disagreement. Nearly thirty percent (29.6%) of faculty members disagreed or strongly disagreed with this statement.

Section IV: Role and Governance



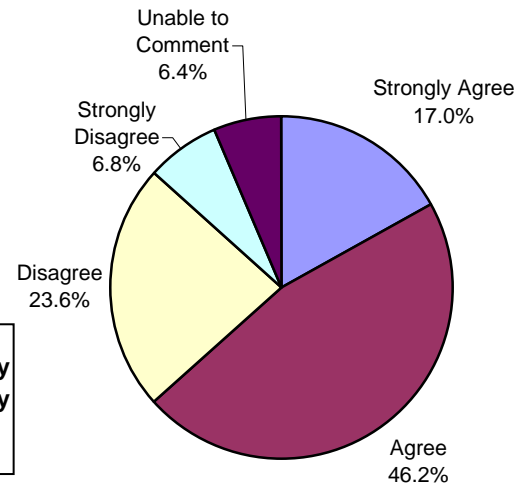
Nearly eighty percent (79.5%) of faculty members agreed with statements regarding effective strategic planning and faculty input during the development of a strategic plan.

Section V: Faculty Development



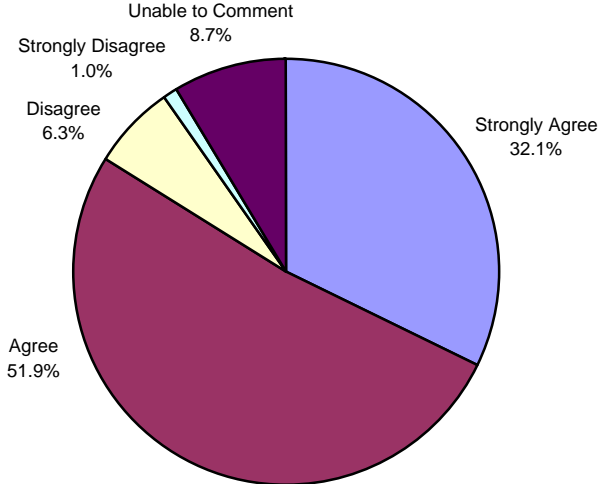
Sixty-two percent (62.0%) of faculty members were satisfied with the amount of career guidance, programs, and funds available for faculty development.

Funds are available to support my faculty development

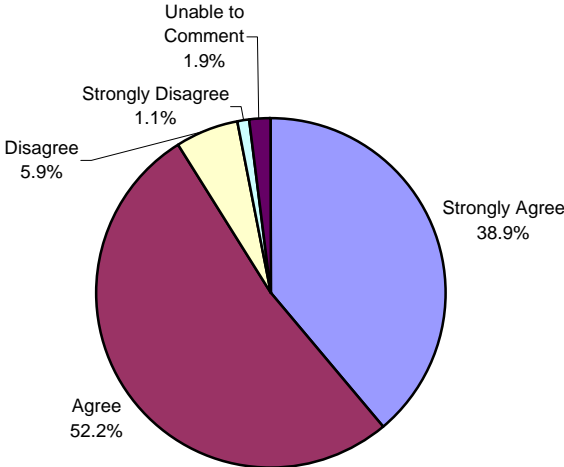


Over sixty-three percent (63.2%) of faculty agreed or strongly agreed that funding is available to support faculty development.

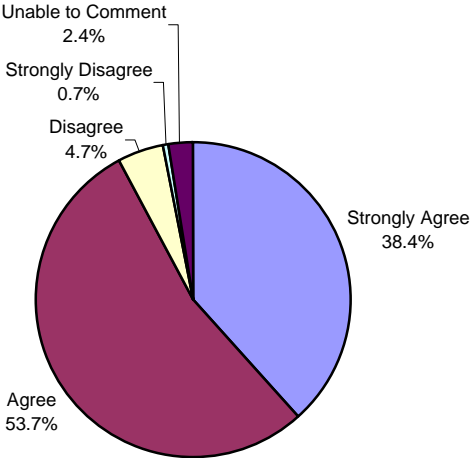
Section VI: Curriculum, Teaching, and Assessment



Faculty are consulted in curricular matters

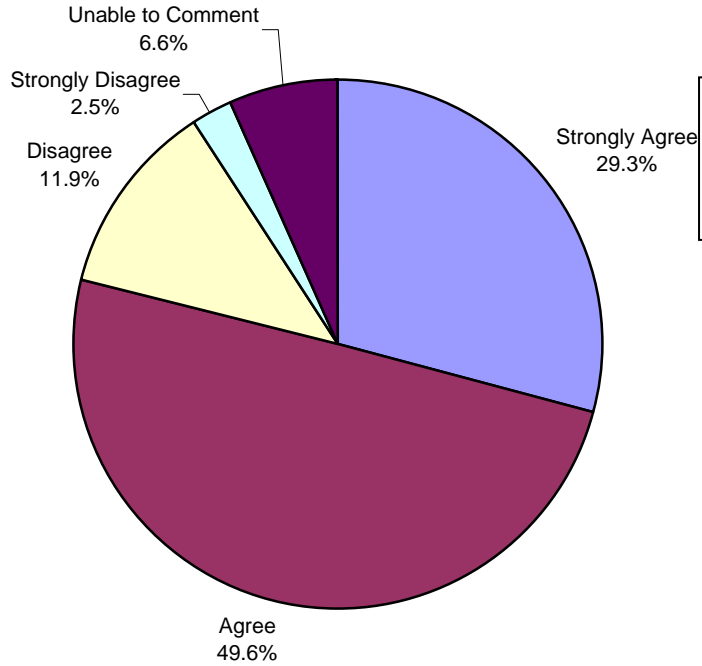


I understand how my instructional content fits into the curriculum



Overall, faculty members were in agreement with the curriculum, teaching, and assessment statements. However, the statements regarding curriculum received the most positive responses. Over ninety-one percent (91.1%) of faculty members agreed or strongly agreed that faculty members are consulted in curricular matters. Over ninety-two percent (92.1%) of faculty members agreed or strongly agreed that they understood how their instructional content fits into the curriculum.

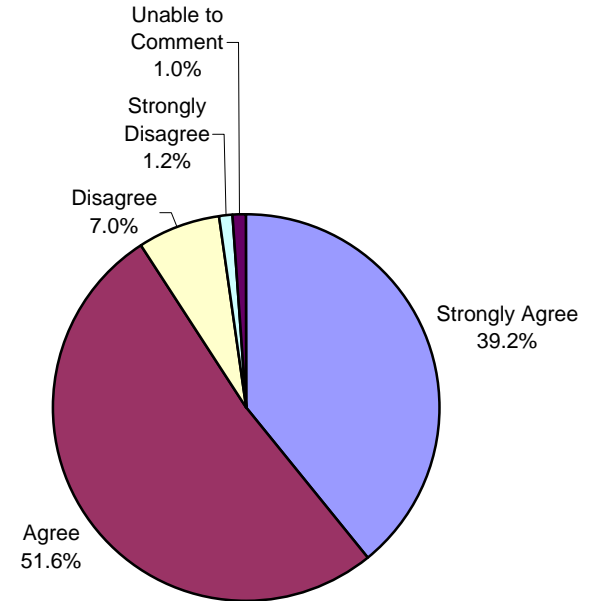
Section VII: Developing and Supervising Students



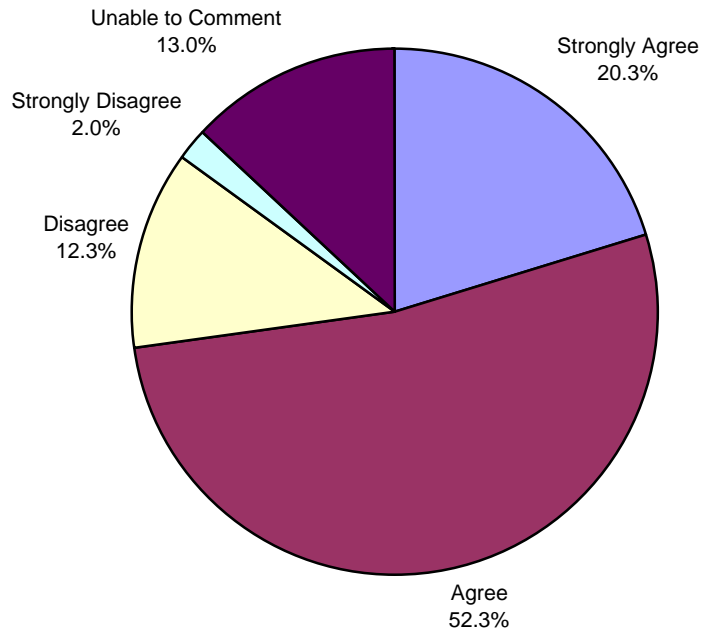
Nearly seventy-nine percent (78.9%) of faculty members agreed or strongly agreed that their college/school promoted professional behavior, managed academic and professional misconduct, and managed poor academic performance.

The college/school provides an environment and culture that promotes professional behavior among students, faculty, administrators, and staff

Nearly ninety-one percent (90.8) of faculty members (88.4%) agreed or strongly agreed with the statement that their college/school provides an environment and culture that promotes professional behavior among students, faculty, administrators, and staff.



Section VIII: Academic Roles



Overall, nearly seventy-three (72.6%) percent of faculty members agreed or strongly agreed that the amount of time they spent on teaching, research, service, and clinical service is appropriate.

In my opinion, the proportion of my time spent on clinical service is appropriate

However, nearly forty-one percent (40.8%) of faculty members were unable to comment on whether the proportion of their time devoted to clinical service is appropriate. Over fifty-two percent (52.1%) agreed or strongly agreed that they spent an appropriate amount of time on clinical service.

