

American Association of Colleges of Pharmacy Graduating Student Survey

2025 National Summary Report

August 2025

© 2025 American Association of Colleges of Pharmacy.

About the AACP Program Quality Surveys

The Graduating Student, Preceptor, and Faculty surveys were first released in 2007 as the Curriculum Quality Surveys. These surveys were based on the Accreditation Council of Pharmacy Education's (ACPE) 2007 Standards with the intention of gathering continuous improvement data for the colleges and schools of pharmacy.

In 2025, the AACP Institutional Research and Assessment Committee, AACP staff, and ACPE staff revised these curriculum quality perception surveys to accommodate changes with the release of ACPE's 2025 Standards and AACP's Curriculum Outcomes and Entrustable Professional Activities 2022. The 2025 results reflect the first administration of these revised surveys. With the implementation of ACPE's Standards 2025, the Curriculum Quality Surveys were also renamed to the Program Quality Surveys to align with the content of the survey instruments.

2025 Administration

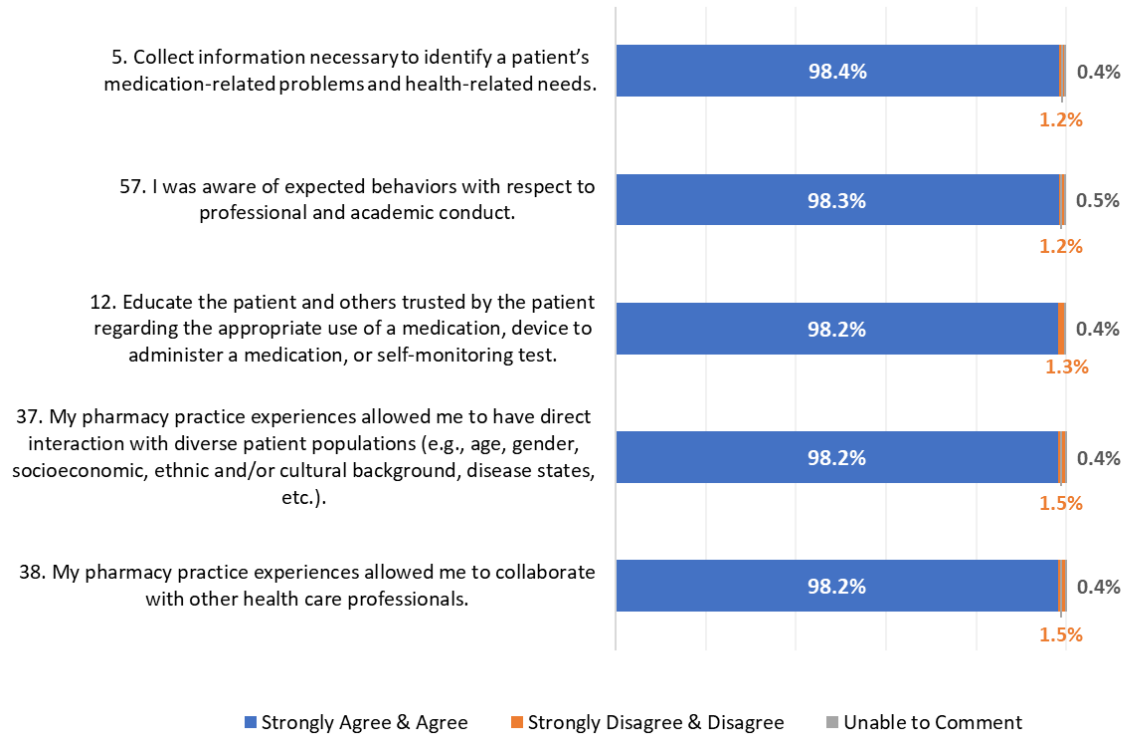
The Graduating Student Survey became available for online access in the AACP Survey System on March 17, 2025. As of August 2025, 136 colleges and schools of pharmacy that graduated students in 2025 administered the survey to their students. A total of ten thousand, six-hundred (10,600) graduating students were invited to complete the survey. Seven thousand, nine-hundred and twenty-four (7,924) graduating students submitted the survey for a total response rate of over seventy four percent (74.8%). Response rates per school ranged from over 2 percent (2.6%) to 100 percent. For more information regarding this summary report or the administration of the survey, please contact the Office of Institutional Research and Effectiveness at data@aacp.org.

2025 Highlights

The Student Experience

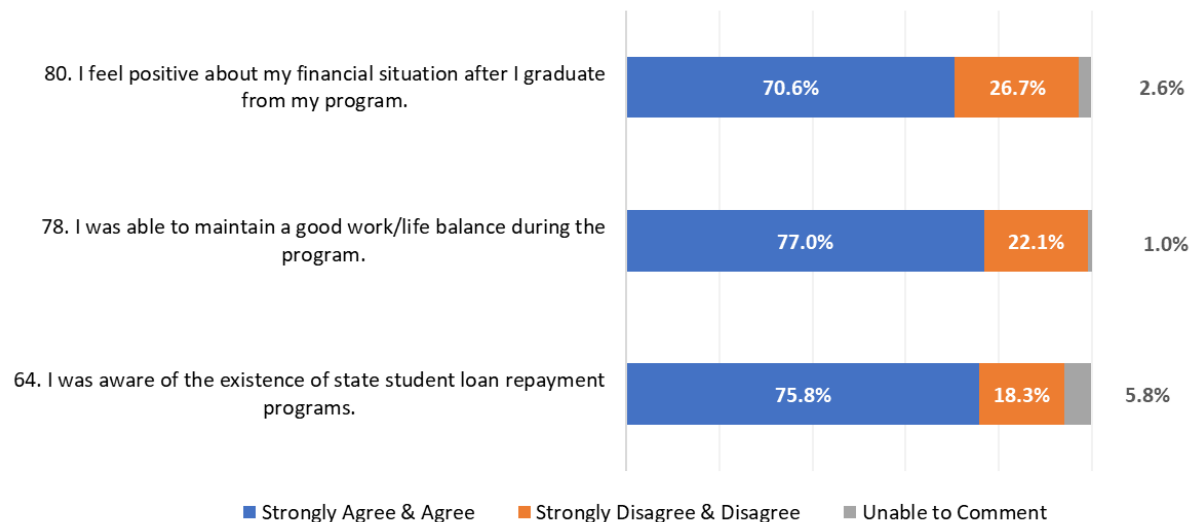
The questions with the highest level of agreement included questions 5, 57, 12, 37, and 38:

The statements that graduating students agreed with the **most were:**



The questions with the highest level of disagreement included questions 80, 78, and 64:

The statements that graduating students disagreed with the **most were:**



2025 Graduating Student Survey National Summary Report

Total number of schools: 136 (68 public, 68 private)

Total number of responses: 7,924

Response Rate: 74.8%

Section I: Required Interprofessional Education

1. What required curricular activities (didactic or experiential) did you participate in where you had the opportunity to learn with other health professions students? (Check all that apply).

	Response Percent	Response Total
Lectures	N/A	5581
Patient-centered case problems	N/A	6075
Clinical simulations	N/A	6141
Active engagement with patients	N/A	4911
Community projects, service learning	N/A	4254
Team skills training	N/A	4625
Online coursework	N/A	4482
Clinical Labs	N/A	3697
IPPE	N/A	6198
APPE	N/A	7234
Research or Capstone projects	N/A	2424
Other	N/A	120
Did not participate in any required interprofessional education activities	N/A	11

2. With which other professions students have you had the opportunity to participate or interact in required educational activities as indicated above? (Check all that apply).

	Response Percent	Response Total
Dentistry	N/A	2662
Nursing	N/A	6479
Occupational therapy	N/A	2964
Osteopathic medicine (DO)	N/A	2996
Allopathic medicine (MD)	N/A	4178
Physical therapy	N/A	3955
Physician assistant	N/A	4462
Psychology	N/A	1131
Public health	N/A	1985
Social work	N/A	3701
Veterinary medicine	N/A	574
Other	N/A	438
Did not participate in any required interprofessional education activities	N/A	86

Please indicate the degree to which you agree or disagree with the statement below.

	Strongly Agree	Agree	Disagree	Strongly Disagree	Unable to Comment
3. The learning experience with other health professions students helped me gain a better understanding of how to be part of an interprofessional team to improve patient outcomes.	46.0% (3649)	48.7% (3858)	3.2% (251)	1.1% (88)	1.0% (78)

Section II: Professional Competencies/Outcomes/Curriculum

The Pharm.D. Program prepares students to...

Domain 1: Foundational Knowledge

	Strongly Agree	Agree	Disagree	Strongly Disagree	Unable to Comment
4. Seek, analyze, integrate, and apply foundational knowledge of medications and pharmacy practice (biomedical; pharmaceutical; social, behavioral, administrative; and clinical sciences; drug classes; and digital health).	52.9% (4190)	44.8% (3553)	1.4% (108)	0.4% (32)	0.5% (41)
5. Collect information necessary to identify a patient's medication-related problems and health-related needs.	57.3% (4539)	41.1% (3253)	0.9% (75)	0.3% (24)	0.4% (33)
6. Assess collected information to determine a patient's medication-related problems and health-related needs.	55.9% (4432)	42.2% (3343)	1.1% (90)	0.3% (25)	0.4% (34)

Domain 2: Skills

	Strongly Agree	Agree	Disagree	Strongly Disagree	Unable to Comment
7. Use problem solving and critical thinking skills, along with an innovative mindset, to address challenges and to promote positive change.	50.4% (3994)	46.6% (3689)	2.0% (159)	0.4% (35)	0.6% (47)
8. Actively engage, listen, and communicate verbally, nonverbally, and in writing when interacting with or educating an individual, group, or organization.	53.3% (4226)	44.4% (3516)	1.4% (113)	0.4% (28)	0.5% (41)
9. Mitigate health disparities by considering, recognizing, and navigating cultural and structural factors (e.g. social determinants of health, diversity, equity, inclusion, and accessibility) to improve access and health outcomes.	46.6% (3694)	48.8% (3869)	3.1% (245)	0.6% (47)	0.9% (69)

2025 Graduating Student Survey

	Strongly Agree	Agree	Disagree	Strongly Disagree	Unable to Comment
10. Provide whole person care to individuals as the medication specialist using the Pharmacists' Patient Care Process.	54.6% (4326)	43.1% (3418)	1.4% (112)	0.3% (26)	0.5% (42)
11. Fulfill a medication order.	52.4% (4151)	42.8% (3390)	3.4% (267)	0.7% (53)	0.8% (63)
12. Educate the patient and others trusted by the patient regarding the appropriate use of a medication, device to administer a medication, or self-monitoring test.	57.6% (4566)	40.6% (3219)	1.0% (79)	0.3% (26)	0.4% (34)
13. Promote the best interests of patients and/or the pharmacy profession within healthcare settings and at the community, state, or national level.	54.4% (4312)	42.9% (3401)	1.7% (133)	0.3% (27)	0.6% (51)
14. Optimize patient healthcare outcomes using human, financial, technological, and physical resources to improve the safety, efficacy, and environmental impact of medication use systems.	47.7% (3777)	47.7% (3783)	3.3% (263)	0.5% (38)	0.8% (63)
15. Actively engage and contribute as a healthcare team member by demonstrating core interprofessional competencies.	54.1% (4287)	43.3% (3435)	1.6% (129)	0.4% (32)	0.5% (41)
16. Create a care plan in collaboration with the patient, others trusted by the patient, and other health professionals to optimize pharmacologic and nonpharmacologic treatment.	54.3% (4300)	43.2% (3426)	1.6% (123)	0.4% (30)	0.6% (45)
17. Contribute patient specific medication-related expertise as part of an interprofessional care team.	55.3% (4380)	42.5% (3370)	1.4% (113)	0.3% (25)	0.5% (36)
18. Implement a care plan in collaboration with the patient, others trusted by the patient, and other health professionals.	53.2% (4213)	44.2% (3502)	1.7% (138)	0.4% (32)	0.5% (39)
19. Monitor and evaluate the safety and effectiveness of a care plan.	55.0% (4356)	42.8% (3393)	1.4% (108)	0.3% (22)	0.6% (45)
20. Assess factors that influence the health and wellness of a population and develop strategies to address those factors.	48.7% (3861)	47.1% (3729)	3.1% (242)	0.5% (42)	0.6% (50)
21. Report adverse drug events and/or medication errors in accordance with site specific procedures	46.4% (3678)	46.5% (3681)	5.4% (427)	0.7% (52)	1.1% (86)
22. Demonstrate the ability to influence and support the achievement of shared goals on a team, regardless of one's role	50.7% (4015)	46.3% (3670)	2.0% (156)	0.4% (30)	0.7% (53)
23. Deliver medication or health-related education to health professionals or the public.	52.8% (4182)	44.2% (3503)	1.9% (154)	0.5% (40)	0.6% (45)
24. Identify populations at risk for prevalent diseases and preventable adverse medication outcomes.	50.8% (4028)	46.1% (3652)	2.0% (157)	0.4% (33)	0.7% (54)

2025 Graduating Student Survey

	Strongly Agree	Agree	Disagree	Strongly Disagree	Unable to Comment
25. Perform the technical, administrative, and supporting operations of a pharmacy practice site.	45.4% (3599)	46.7% (3704)	5.5% (436)	1.3% (104)	1.0% (81)

Domain 3: Attitudes

	Strongly Agree	Agree	Disagree	Strongly Disagree	Unable to Comment
26. Examine, reflect on, and address personal and professional attributes (e.g., knowledge, metacognition, skills, abilities, beliefs, biases, motivation, help-seeking strategies and emotional intelligence) that could enhance or limit growth, development, and professional identity formation.	51.5% (4079)	45.0% (3569)	2.2% (172)	0.6% (46)	0.7% (58)
27. Exhibit attitudes and behaviors that embody a commitment to building and maintaining trust with patients, colleagues, other health care professionals, and society.	54.8% (4340)	42.5% (3367)	1.6% (124)	0.5% (41)	0.7% (52)

The following statements refer to the curriculum of the Doctor of Pharmacy program at your college/school of pharmacy and/or your experiences with the curriculum.

	Strongly Agree	Agree	Disagree	Strongly Disagree	Unable to Comment
28. I developed the skills needed to prepare me for continuous professional development and self-directed life-long learning.	55.2% (4374)	42.4% (3358)	1.4% (112)	0.5% (37)	0.5% (43)
29. I was provided opportunities to engage in active learning (e.g., laboratories, recitations, student portfolios, problem-based learning, in-class activities).	58.7% (4651)	39.1% (3096)	1.3% (100)	0.5% (41)	0.5% (36)
30. Elective didactic courses permitted exploration of and/or advanced study in areas of professional interest.	52.1% (4130)	42.0% (3330)	3.5% (281)	1.1% (91)	1.2% (92)

Section III: Pharmacy Practice Experiences

The following statements refer to your introductory pharmacy practice experiences. Introductory pharmacy practice experiences include any rotations that occur prior to the final professional year in the curriculum and may include activities such as shadowing of practitioners, interviews with real patients, and/or service learning. Please indicate the degree to which you agree or disagree with each statement.

	Strongly Agree	Agree	Disagree	Strongly Disagree	Unable to Comment
31. My introductory pharmacy practice experiences were valuable in helping me to prepare for my advanced pharmacy practice experiences.	40.3% (3194)	49.0% (3883)	8.2% (651)	1.9% (154)	0.5% (42)
32. My introductory pharmacy practice experiences were of high quality.	38.4% (3039)	48.6% (3852)	10.0% (795)	2.2% (172)	0.8% (66)

The following statements refer to your advanced pharmacy practice experiences. Advanced pharmacy practice experiences form the core of the final professional year of the curriculum. Please indicate the degree to which you agree or disagree with each statement.

	Strongly Agree	Agree	Disagree	Strongly Disagree	Unable to Comment
33. The need for continuity of care (e.g., acute, chronic, and wellness promoting patient care services) in outpatient and inpatient settings was emphasized in the advanced pharmacy practice experiences.	57.7% (4574)	40.0% (3166)	1.6% (125)	0.3% (23)	0.5% (36)
34. The variety of the available advanced pharmacy practice experience electives met my needs as a student.	53.7% (4252)	39.4% (3123)	4.8% (384)	1.5% (115)	0.6% (50)
35. I was academically prepared to enter my advanced pharmacy practice experiences.	46.0% (3646)	46.9% (3714)	5.2% (409)	1.2% (94)	0.8% (61)
36. My advanced pharmacy practice experiences were of high quality.	53.5% (4240)	42.3% (3352)	2.8% (220)	0.7% (54)	0.7% (58)

The following statements refer to your overall (both introductory and advanced) advanced pharmacy practice experiences. Please indicate the degree to which you agree or disagree with each statement.

	Strongly Agree	Agree	Disagree	Strongly Disagree	Unable to Comment
37. My pharmacy practice experiences allowed me to have direct interaction with diverse patient populations (e.g., age, gender, socioeconomic, ethnic and/or cultural background, disease states, etc.).	61.2% (4849)	37.0% (2928)	1.2% (92)	0.3% (22)	0.4% (33)

	Strongly Agree	Agree	Disagree	Strongly Disagree	Unable to Comment
38. My pharmacy practice experiences allowed me to collaborate with other health care professionals.	60.9% (4826)	37.3% (2953)	1.2% (95)	0.3% (20)	0.4% (30)

Section IV: Student Services

Please indicate the degree to which you agree or disagree with the following statements regarding student services.

	Strongly Agree	Agree	Disagree	Strongly Disagree	Did Not Utilize
39. College/school provided access to academic advising.	48.5% (3843)	43.7% (3463)	2.8% (224)	0.8% (67)	4.1% (327)
40. College/school provided access to guidance on career planning.	39.0% (3087)	46.4% (3675)	7.3% (578)	1.8% (143)	5.6% (441)
41. College/school provided access to accommodation services as defined by the Americans with Disabilities Act (ADA).	39.9% (3158)	33.4% (2646)	1.1% (86)	0.4% (32)	25.3% (2002)
42. College/school provided access to financial aid advising.	38.4% (3046)	45.2% (3584)	5.6% (441)	2.0% (160)	8.7% (693)
43. The college/school provided access to student health and well-being services that supported my physical health.	39.2% (3110)	42.7% (3381)	5.6% (445)	2.0% (156)	10.5% (832)
44. The college/school provided access to student health and well-being services that supported my mental health.	40.0% (3166)	41.7% (3302)	4.5% (354)	2.0% (162)	11.9% (940)

Section V: The Student Experience

Please consider each of the following statements with regard to your experience as a student of the college/school of pharmacy. Please indicate the degree to which you agree or disagree with each statement.

	Strongly Agree	Agree	Disagree	Strongly Disagree	Unable to Comment
45. The college/school of pharmacy provided timely information about news, events and important matters within the college/school of pharmacy.	42.3% (3352)	48.9% (3877)	6.1% (485)	1.8% (143)	0.8% (67)
46. Information was made available to me about post-PharmD educational opportunities (e.g., residencies, fellowships, graduate school).	47.9% (3792)	46.3% (3667)	3.7% (292)	1.2% (98)	0.9% (75)
47. The college/school's administration responded to problems and issues of concern to the student body.	34.9% (2765)	48.7% (3860)	9.5% (754)	3.9% (312)	2.9% (233)

2025 Graduating Student Survey

	Strongly Agree	Agree	Disagree	Strongly Disagree	Unable to Comment
48. I was aware of the process for raising issues with the college/school administration.	35.9% (2846)	49.0% (3881)	9.8% (778)	2.3% (179)	3.0% (240)
49. I was aware that student representatives served on college/school committees with responsibility for curriculum and other matters.	46.1% (3652)	47.8% (3784)	3.6% (288)	1.2% (97)	1.3% (103)
50. The college/school of pharmacy was welcoming to students with diverse backgrounds.	51.9% (4115)	42.8% (3395)	2.3% (179)	1.1% (89)	1.8% (146)
51. I know how to utilize college/school policies dealing with harassment and discrimination.	40.5% (3213)	46.9% (3718)	5.7% (451)	1.5% (121)	5.3% (421)
52. The college/school of pharmacy had processes to communicate student perspectives to the faculty or administration.	43.1% (3416)	48.0% (3802)	4.9% (387)	1.7% (138)	2.3% (181)
53. The college/school's faculty, staff, and administration created an environment and culture that supported student well-being.	42.9% (3403)	47.0% (3722)	6.1% (480)	2.7% (217)	1.3% (102)
54. Faculty, administrators and staff served as positive role models for students.	47.0% (3724)	47.2% (3741)	3.4% (272)	1.2% (97)	1.1% (90)
55. Preceptors modeled professional attributes and behaviors.	49.4% (3911)	46.5% (3686)	2.4% (194)	0.9% (69)	0.8% (64)
56. Preceptors provided me with individualized instruction, guidance and evaluation.	50.9% (4036)	45.2% (3582)	2.4% (189)	0.8% (61)	0.7% (56)
57. I was aware of expected behaviors with respect to professional and academic conduct.	57.1% (4528)	41.2% (3261)	0.8% (62)	0.4% (34)	0.5% (39)
58. The college/school of pharmacy had an effective process to manage academic misconduct by students (e.g., plagiarism).	42.3% (3349)	43.0% (3407)	5.0% (399)	3.4% (266)	6.3% (503)
59. The college/school of pharmacy had an effective process to manage professional misconduct by students (e.g., repeated tardiness/absences, drug diversion).	41.3% (3272)	42.8% (3391)	5.7% (454)	3.8% (303)	6.4% (504)
60. The college/school's faculty and administration encouraged me to participate in regional, state, or national pharmacy meetings.	45.4% (3600)	45.7% (3619)	5.0% (395)	1.6% (125)	2.3% (185)
61. The college/school of pharmacy was supportive of student professional organizations.	51.4% (4070)	43.8% (3472)	2.2% (175)	0.9% (75)	1.7% (132)
62. I was aware of opportunities to participate in research activities with faculty.	40.8% (3230)	45.4% (3600)	9.2% (730)	2.5% (196)	2.1% (168)
63. I was aware of the existence of federal student loan repayment programs.	36.5% (2892)	44.8% (3549)	9.9% (787)	3.7% (296)	5.0% (400)

	Strongly Agree	Agree	Disagree	Strongly Disagree	Unable to Comment
64. I was aware of the existence of state student loan repayment programs.	33.8% (2681)	42.0% (3329)	13.6% (1079)	4.7% (372)	5.8% (463)
65. I was aware of eligibility requirements for governmental (state or federal) student loan repayment programs.	34.7% (2749)	43.1% (3412)	12.4% (980)	4.3% (344)	5.5% (439)

Section VI: Facilities, Experiential Sites and Educational Resources

The following statements refer to facilities, experiential sites and educational resources. Please indicate the degree to which you agree or disagree with each statement.

	Strongly Agree	Agree	Disagree	Strongly Disagree	Unable to Comment
66. My campus learning environment was safe.	53.6% (4249)	42.5% (3364)	2.2% (177)	0.7% (58)	1.0% (76)
67. The information technology resources provided by the college/school of pharmacy and/or elsewhere on campus were conducive to learning.	51.7% (4099)	43.8% (3471)	2.7% (214)	0.6% (44)	1.2% (96)
68. The classrooms in the college/school of pharmacy or elsewhere on campus were conducive to learning.	51.1% (4051)	44.0% (3483)	3.4% (266)	0.8% (60)	0.8% (64)
69. The laboratories and other non-classroom environments were conducive to learning.	51.4% (4072)	44.5% (3526)	2.4% (191)	0.7% (52)	1.0% (83)
70. The study areas in the college/school of pharmacy or elsewhere on campus were conducive to learning.	50.3% (3988)	42.8% (3392)	4.1% (325)	1.5% (122)	1.2% (97)
71. The common spaces such as lounges, lobbies or other areas for relaxation and socialization available in the college/school of pharmacy or elsewhere on campus met my needs.	48.2% (3823)	42.8% (3391)	5.6% (447)	1.9% (147)	1.5% (116)
72. Access to educational resources (e.g., library, electronic data bases) was conducive to learning.	56.4% (4468)	40.8% (3232)	1.5% (118)	0.7% (52)	0.7% (54)
73. During pharmacy practice experiences, access to educational resources (e.g., library, electronic data bases) was conducive to learning.	57.0% (4519)	40.7% (3222)	1.2% (97)	0.5% (41)	0.6% (45)

Section VII: Overall Impressions

These statements refer to your overall impressions of the college/school and the profession of pharmacy. Please indicate the degree to which you agree or disagree with each statement.

	Strongly Agree	Agree	Disagree	Strongly Disagree	Unable to Comment
74. I am prepared to enter pharmacy practice.	43.7% (3462)	51.2% (4056)	3.2% (254)	0.7% (58)	1.2% (94)
75. If I were starting my college career over again I would choose to study pharmacy.	39.7% (3142)	41.0% (3252)	10.2% (810)	4.0% (319)	5.1% (401)
76. I felt positive about my practice site workplace environment(s).	48.0% (3806)	48.0% (3805)	2.6% (205)	0.7% (52)	0.7% (56)
77. My preceptors and role models demonstrated a good work/life balance.	42.6% (3374)	48.3% (3825)	6.8% (540)	1.1% (85)	1.3% (100)
78. I was able to maintain a good work/life balance during the program.	30.9% (2445)	46.1% (3651)	16.2% (1281)	5.9% (467)	1.0% (80)
79. I expect to be able to maintain a good work/life balance in the future.	41.4% (3280)	51.1% (4046)	4.9% (389)	1.1% (84)	1.6% (125)
80. I feel positive about my financial situation after I graduate from my program.	28.9% (2293)	41.7% (3305)	17.3% (1370)	9.4% (748)	2.6% (208)
81. I feel like I was exposed to and made aware of many different career path options.	42.4% (3356)	46.7% (3697)	7.5% (593)	2.7% (210)	0.9% (68)
82. If I were starting my pharmacy program over again I would choose the same college/school of pharmacy.	44.5% (3526)	39.9% (3158)	6.7% (527)	4.9% (387)	4.1% (326)

Question 83 is an open-ended comment question and not included in this report.

Section VIII: Demographic Information

84. Which of the following choice(s) describes the primary area of your paid outside work experiences while in the college/school?

	Response Percent	Response Total
Community pharmacy	N/A	5172
Institutional pharmacy	N/A	2653
Other pharmacy related	N/A	853
Non-pharmacy related	N/A	599
I did not work	N/A	894

85. If you had paid employment please indicate the approximate number of hours you worked per week.

	Response Percent	Response Total
Less than 10 hours	31.7%	2226
10 to 14 hours	31.6%	2223
15 to 19 hours	20.4%	1432
20 to 29 hours	9.4%	661
30 or more hours	4.7%	333
No answer	2.2%	155

86. Please indicate any college degrees you had earned prior to entering the Doctor of Pharmacy program. (Check all that apply)

	Response Percent	Response Total
Did not have a degree prior to entering program	N/A	2652
Associate's	N/A	1105
B.S., B.A. or Other Bachelor's	N/A	4510
Master's; please specify type:	N/A	274
JD or Other Law	N/A	3
Ph.D.	N/A	17
M.D., D.D.S. or other Professional Doctorate	N/A	19
Other Doctorate	N/A	17

87. What are your current plans for primary employment upon your graduation from the college/school of pharmacy? (Check all that apply)

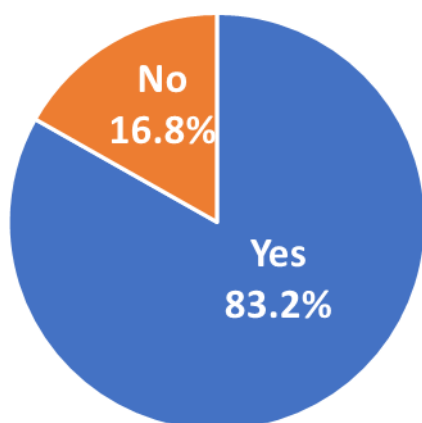
	Response Percent	Response Total
Chain community pharmacy	N/A	2893
Independent community pharmacy	N/A	1408
Hospital	N/A	4061
Clinic-based pharmacy	N/A	1517
Consultant	N/A	353
Home care	N/A	147
Nursing home/Long-term care facility	N/A	379
Academia	N/A	480
Association management	N/A	72
Pharmaceutical industry	N/A	977
Managed Care	N/A	456
Government or regulatory agency	N/A	417
Other Pharmacy Related Field	N/A	486
Non-pharmacy related field	N/A	48
No plans for employment in the coming year	N/A	171

88. What are your current plans upon your graduation from the college/school of pharmacy? (Check all that apply)

	Response Percent	Response Total
Pharmacy Residency Program	N/A	3212
Pharmacy Ph.D. Program	N/A	226
Master's; please specify type:	N/A	305
JD or Other Law Program	N/A	55
Other Health Professions (MD, DDS, DVM, etc.)	N/A	87
Non-Pharmacy Ph.D. Program	N/A	30
Fellowship	N/A	492
No plans for further education in the coming year	N/A	3777

89. Have you borrowed money to help pay for your college expenses in the Pharm.D. degree program?

	Response Percent	Response Total
Yes	83.2%	6593
No	16.8%	1331



90. If you borrowed to help pay for your college expenses in the Pharm.D. degree program, please estimate how much you will owe at date of graduation:

