

American Association of  
**Colleges of Pharmacy**  
*Discover • Learn • Care • Improve Health*

**AACP**



# American Association of Colleges of Pharmacy Graduating Student Survey

## 2015 National Summary Report

July 2015

© 2015 American Association of Colleges of Pharmacy.

## About the AACCP Curriculum Quality Surveys

Graduating Student, Alumni, and Faculty surveys were initiated and designed by the American Association of Colleges of Pharmacy/Accreditation Council for Pharmacy Education Task Force on Assessment and Accreditation in 2002. These quality perception surveys were intended to gather information on program issues and curriculum quality. With the release of ACPE's Standards 2007, the AACCP Institutional Research and Assessment Committee (IRAC), AACCP staff, and an external consultant revised the three surveys and created a Preceptor survey. The purpose of the revised surveys is to help member colleges and schools gather data for both continuous program improvement and accountability (accreditation) purposes.

## 2015 Administration

The Graduating Student Survey was made available for online access in the AACCP Survey System on March 2, 2015. As of July 2015, 123 out of 125 (98.4%) colleges and schools of pharmacy graduating students in 2015 administered the survey to their students. A total of thirteen thousand, nine hundred and thirteen (13,913) graduating students were invited to complete the survey. Ten thousand, ninety three (10,093) graduating students submitted the survey for a total response rate of over seventy-two percent (72.5%). Response rates per school ranged from 3 percent to 100 percent. For more information regarding this summary report or the administration of the survey, please contact Jamie Taylor, research analyst ([jtaylor@aaccp.org](mailto:jtaylor@aaccp.org)).

## 2015 Highlights

### *Students Continue to Borrow More to Finance Their Education*

Over 88 percent (88.6%) of 2015 graduating students reported borrowing money to pay for their Pharm.D. education, a slight drop from 89 percent (89.2%) of 2014 graduating students reporting that they borrowed money to finance their education. Despite this decrease however, the national average amount borrowed was \$149,320, a 3.2 percent increase from 2014 graduating students. At public institutions the average amount borrowed in 2015 was \$126,469 compared to \$120,060 reported by 2014 graduating students. The average amount borrowed for graduating Pharm.D. students at private institutions in 2015 was \$179,000, up 7.5 percent from last year.

### *Perceived Value of Interprofessional Education*

In 2015 over 84 percent (84.5%) of graduating Pharm.D. students strongly agreed or agreed that their learning experience with other health professions students helped them to gain a better understanding of how to be part of a multi-disciplinary team to improve patient outcomes. This was up from 82.4 percent in 2014.

### *Overall Impressions*

Overall, 2015 graduating students reported positive reflections on their college/school of pharmacy and the profession. Ninety five percent (95.1%) of students reported that they strongly agreed or agreed they were confident in their preparation to enter pharmacy practice, up slightly from 94.9 percent in 2014. Over 81 percent (81.4%) of graduating students strongly agreed or agreed that they would choose to study pharmacy if they were starting their college career over again. This is a slight decrease from 81.8 percent in 2014. Eighty four percent (84.0%) of graduating students strongly agreed or agreed that they would choose the same college/school of pharmacy, an

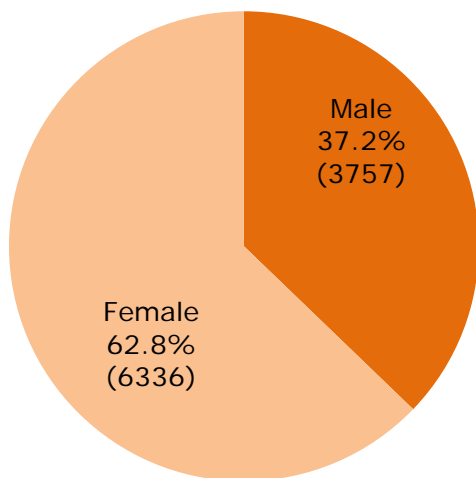
increase from 82.6% in 2014. Nearly 78 percent (77.9%) of graduating students would recommend a career in pharmacy to a friend or relative, down from 79.6 percent in 2014.

# 2015 Graduating Student Survey National Summary Report

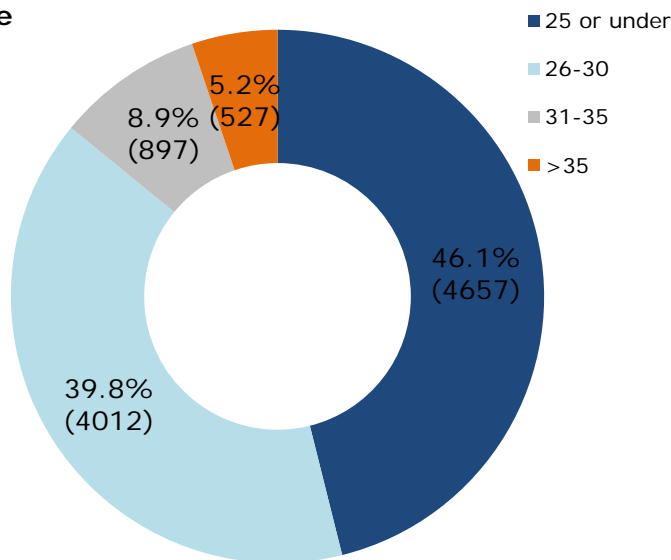
Total number of schools: 123 (61 public, 62 private)  
 Total number of responses: 10,093  
 Total Response Rate: 72.5%

## Demographic Information

### 1. Gender



### 2. Age



### 3. Which of the following choice(s) describes the primary area of your paid outside work experiences while in the college/school?

	Response Percent	Response Total
Community pharmacy	N/A	6890
Institutional pharmacy	N/A	1830
Other pharmacy related; please specify:	N/A	767
Non-pharmacy related: please specify:	N/A	688
I did not work (Skip to number 4)	N/A	1394

### 3(a). If you had paid outside work during your final professional year please indicate the approximate number of hours you worked per week.

	Response Percent	Response Total
Less than 10 hours	38.5%	3346
10 to less than 15 hours	22.3%	1937
15 to less than 20 hours	13.4%	1167
20 to less than 30 hours	6.0%	524
30 or more hours	2.1%	182
I did not work during my final professional year	16.6%	1442
No answer	1.2%	101

**3(b). If you had paid outside work during the academic year immediately prior to your final professional year please indicate the approximate number of hours you worked per week during that year.**

	Response Percent	Response Total
Less than 10 hours	27.3%	2372
10 to less than 15 hours	27.1%	2358
15 to less than 20 hours	19.5%	1700
20 to less than 30 hours	9.2%	803
30 or more hours	4.5%	390
I did not work during the academic year immediately prior to my final professional year	10.3%	897
No answer	2.1%	179

**4. Please indicate any college degrees you had earned prior to entering the Doctor of Pharmacy program. (Check all that apply)**

	Response Percent	Response Total
Did not have a degree prior to entering program	N/A	3969
Associate's	N/A	991
B.S., B.A. or Other Bachelor's	N/A	5304
MBA	N/A	56
Master's (other than MBA)	N/A	295
JD or Other Law	N/A	5
Ph.D.	N/A	27
M.D., D.D.S. or other Professional Doctorate	N/A	13
Other Doctorate	N/A	12

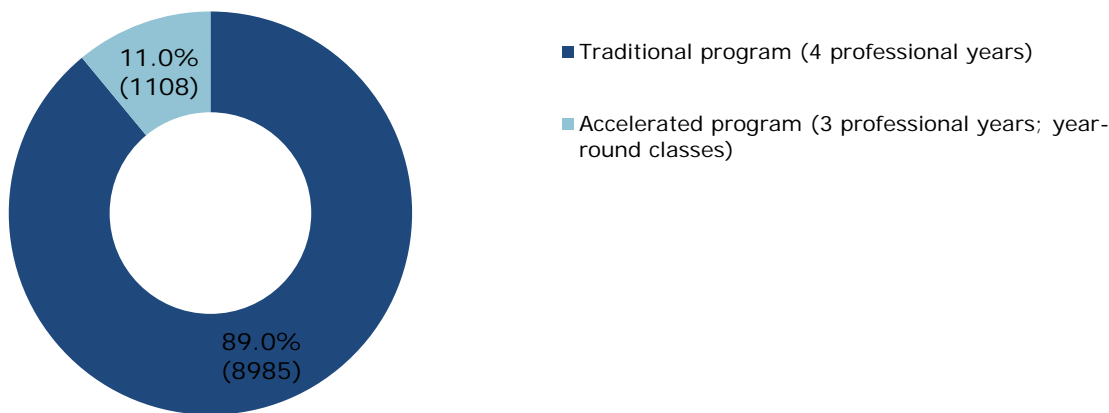
**5. If you participated in a dual degree program while completing your Doctor of Pharmacy program, please indicate the degree program:**

	Response Percent	Response Total
Did not participate in a dual degree program	95.6%	9652
Pharm.D./Ph.D.	0.3%	35
Pharm.D./MBA	2.1%	210
Pharm.D./M.S	0.3%	33
Pharm.D./JD	0.1%	9
Pharm.D./M.P.H.	0.3%	35
Other	1.2%	119

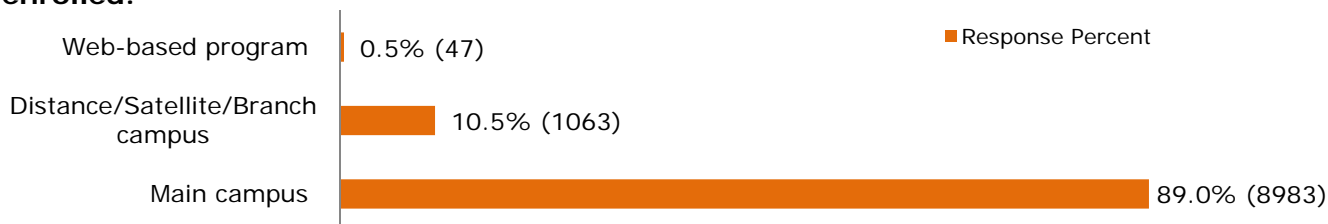
**5(a). If you participated in a dual degree program, please indicate the estimated time of completion for the non-Pharm.D. degree:**

	Response Percent	Response Total
Did not participate in a dual degree program	6.8%	30
Already completed	12.7%	56
Less than 1 year	11.3%	50
1 year	9.8%	43
2 years	21.8%	96
3 years	21.5%	95
4 years	11.3%	50
5 years	1.8%	8
More than 5 years	2.9%	13

**6. Please check the option below that best describes the configuration of your curriculum:**



**6(a). Please check the option below that best describes the learning environment in which you are enrolled:**



**7(a). What are your current plans upon your graduation from the college/school of pharmacy? (Check all that apply)**

<i>Employment</i>	Response Percent	Response Total
Community Pharmacist – Chain	N/A	6006
Community Pharmacist -- Independent	N/A	1489
Hospital Pharmacist	N/A	3510
Long-term Care Pharmacist	N/A	590
Managed Care Pharmacist	N/A	380
Pharmaceutical Industry	N/A	447
Pharmacist – Armed Services or Regulatory Agency	N/A	202
Pharmacist – Other Government	N/A	371
Professional Association	N/A	87
Other Pharmacy Related Field; please specify:	N/A	850
Non-Pharmacy Related Field; please specify:	N/A	59
No Plans for Employment in the coming year	N/A	337

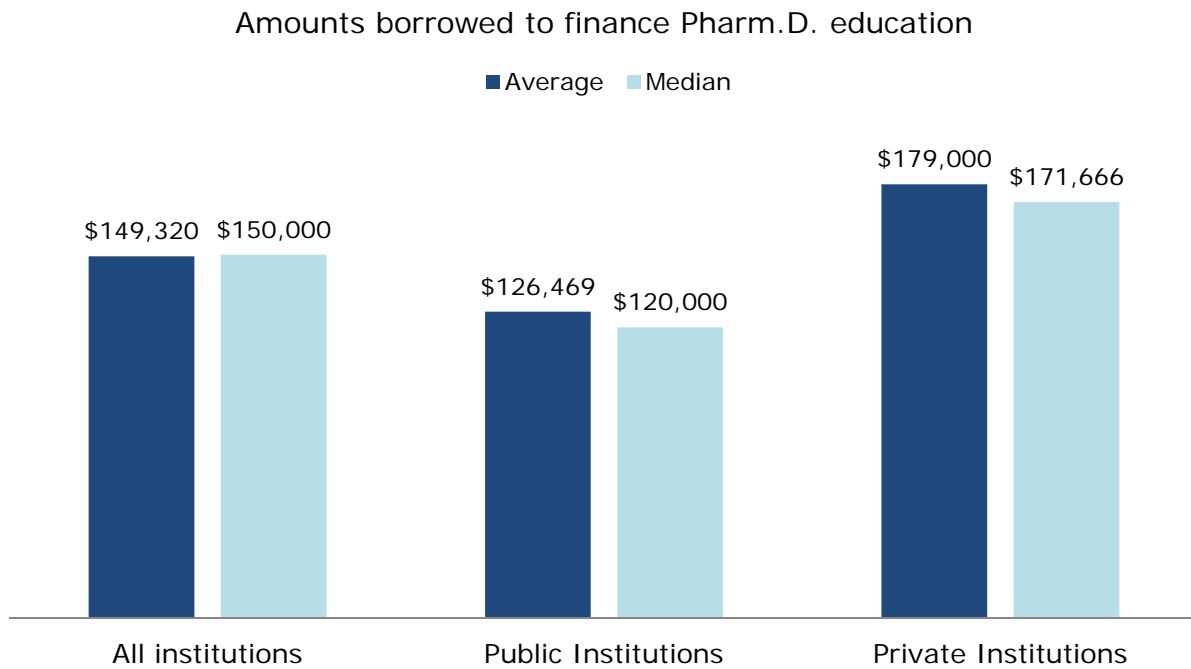
**7(b). What are your current plans upon your graduation from the college/school of pharmacy? (Check all that apply)**

<i>Further Education</i>	Response Percent	Response Total
Pharmacy Residency Program	N/A	2658
Dual Pharmacy Residency – Master’s Program	N/A	71
Pharmacy Master’s Program	N/A	67
MBA Program	N/A	513
JD or Other Law Program	N/A	70
Other Health Professions (MD, DDS, DVM, etc.)	N/A	130
Other Non-Pharmacy Master’s Program	N/A	170
Non-Pharmacy Ph.D. Program	N/A	69
Fellowship	N/A	229
No Plans for Further Education in the coming year	N/A	6464

**8. Have you borrowed money to help pay for your college expenses in the Pharm.D. degree program?**

	Response Percent	Response Total
Yes	88.6%	8944
No	11.4%	1149

**8(a). If you borrowed to help pay for your college expenses in the Pharm.D. degree program, please estimate how much you will owe at date of graduation:**



**Section I: Required Interprofessional Education**

**9. What required curricular activities (didactic or experiential) did you participate in where you had the opportunity to learn with other health professions students? Select all that apply.**

	Response Percent	Response Total
Lectures	N/A	6682
Patient-centered case problems	N/A	6927
Clinical simulations	N/A	6073
Active engagement with patients	N/A	5570
Community projects, service learning	N/A	5415
Team skills training	N/A	4662
Online coursework	N/A	3539
Clinical Labs	N/A	4471
IPPE	N/A	7058
APPE	N/A	8812
Research or Capstone projects	N/A	2484
Other; please specify:	N/A	163
Did not participate in any required interprofessional education activities	N/A	272

**9(a). With which other professions students have you had the opportunity to participate or interact in required educational activities as indicated above? Select all that apply.**

	Response Percent	Response Total
Dentistry	N/A	1734
Nursing	N/A	7171
Occupational therapy	N/A	2027
Osteopathic medicine (DO)	N/A	2836
Allopathic medicine (MD)	N/A	4610
Physical therapy	N/A	3293
Physician assistant	N/A	4053
Psychology	N/A	1076
Public health	N/A	1376
Social work	N/A	2984
Veterinary medicine	N/A	456
Other ; please specify:	N/A	564
Did not participate in any required interprofessional education activities	N/A	1152

**Please indicate the degree in which you agree or disagree with the statement below.**

	Strongly Agree	Agree	Disagree	Strongly Disagree	Unable to Comment
9(b). The learning experience with other professions students helped me gain a better understanding of how to be part of a multi-disciplinary team to improve patient outcomes.	35.8% (3610)	<b>48.7%</b> <b>(4918)</b>	4.6% (466)	2.1% (216)	8.7% (883)



## Section II: Professional Competencies/Outcomes

Please indicate the degree in which you agree or disagree with whether your Pharm.D. curriculum prepared you for each of the listed professional competencies/outcomes. The Pharm.D. Program prepared me to...

	Strongly Agree	Agree	Disagree	Strongly Disagree	Unable to Comment
10. communicate with health care providers.	47.3% (4770)	<b>49.4%</b> <b>(4982)</b>	2.5% (248)	0.5% (46)	0.5% (47)
11. communicate with patients and caregivers.	<b>54.9%</b> <b>(5537)</b>	43.2% (4356)	1.3% (136)	0.2% (25)	0.4% (39)
12. gather and use specific information (e.g. patient histories, medical records) to identify patient medication-related problems.	<b>57.3%</b> <b>(5787)</b>	41.2% (4161)	0.8% (80)	0.3% (31)	0.3% (34)
13. develop a patient care plan to manage each medication-related problem.	<b>53.0%</b> <b>(5352)</b>	45.1% (4549)	1.2% (125)	0.3% (32)	0.3% (35)
14. work with the health care team to implement the patient care plan.	44.3% (4468)	<b>50.3%</b> <b>(5078)</b>	4.1% (416)	0.7% (67)	0.6% (64)
15. document pharmaceutical care activities.	44.5% (4487)	<b>50.7%</b> <b>(5121)</b>	3.5% (355)	0.5% (50)	0.8% (80)
16. interpret epidemiologic data relevant to specific diseases and their management.	32.9% (3319)	<b>56.3%</b> <b>(5680)</b>	7.8% (792)	1.3% (128)	1.7% (174)
17. interpret economic data relevant to treatment of disease.	25.3% (2558)	<b>54.6%</b> <b>(5515)</b>	14.9% (1505)	2.6% (259)	2.5% (256)
18. manage the system of medication use to affect patients.	39.9% (4031)	<b>53.8%</b> <b>(5432)</b>	3.8% (388)	0.5% (51)	1.9% (191)
19. identify and use risk reduction strategies to minimize medication errors.	41.9% (4233)	<b>52.5%</b> <b>(5296)</b>	4.0% (402)	0.7% (70)	0.9% (92)
20. provide patient care in accordance with legal, ethical, social, economic, and professional guidelines.	<b>49.1%</b> <b>(4955)</b>	47.9% (4837)	1.9% (194)	0.4% (45)	0.6% (62)
21. work with other stakeholders (e.g. patients and other health professionals) to engender a team approach to assure appropriate use of health care resources in providing patient care.	40.2% (4056)	<b>52.4%</b> <b>(5286)</b>	5.3% (531)	1.0% (98)	1.2% (122)
22. interpret and apply drug use policy and health policy.	34.8% (3514)	<b>55.3%</b> <b>(5586)</b>	7.1% (713)	1.0% (102)	1.8% (178)
23. work with other stakeholders (e.g. patients and other health professionals) to identify and resolve problems related to medication use.	42.4% (4277)	<b>52.1%</b> <b>(5262)</b>	3.9% (391)	0.8% (77)	0.9% (86)
24. promote wellness and disease prevention services.	<b>50.9%</b> <b>(5142)</b>	46.2% (4667)	1.9% (193)	0.3% (32)	0.6% (59)
25. practice pharmacy in interprofessional and collaborative practice settings.	<b>49.2%</b> <b>(4966)</b>	46.8% (4726)	2.7% (271)	0.7% (72)	0.6% (58)
26. search the health sciences literature	<b>52.7%</b> <b>(5318)</b>	44.1% (4446)	2.2% (220)	0.7% (68)	0.4% (41)

27. evaluate the health sciences literature	<b>48.8%</b> <b>(4927)</b>	46.5% (4693)	3.3% (331)	1.0% (97)	0.4% (45)
28. reflect critically on personal skills and actions and make plans to improve when necessary.	<b>48.3%</b> <b>(4878)</b>	47.8% (4828)	2.7% (271)	0.6% (59)	0.6% (57)
29. accept and respond to constructive feedback.	<b>49.6%</b> <b>(5008)</b>	46.3% (4670)	2.8% (279)	0.6% (64)	0.7% (72)

### Section III: Doctor of Pharmacy Curriculum

The following statements refer to the curriculum of the Doctor of Pharmacy program at your college/school of pharmacy and/or your experiences with the curriculum. Please indicate the degree to which you agree or disagree with each statement.

	Strongly Agree	Agree	Disagree	Strongly Disagree	Unable to Comment
30. The sequence of courses was appropriate to build my knowledge and skills.	32.0% (3226)	<b>56.9%</b> <b>(5744)</b>	9.0% (910)	1.7% (168)	0.4% (45)
31. I developed the skills needed to prepare me for continued learning after graduation.	43.8% (4425)	<b>52.0%</b> <b>(5245)</b>	3.0% (304)	0.4% (41)	0.8% (78)
32. I was provided opportunities to engage in active learning (e.g., laboratories, recitations, student portfolios, problem-based learning, in-class activities).	<b>50.9%</b> <b>(5137)</b>	46.3% (4670)	2.0% (204)	0.4% (43)	0.4% (39)
33. I was encouraged to ask questions in class.	41.5% (4192)	<b>50.6%</b> <b>(5112)</b>	5.8% (582)	1.0% (102)	1.0% (105)
34. Pharmacy-related elective courses met my needs as a Pharm.D. student.	37.9% (3829)	<b>49.3%</b> <b>(4978)</b>	9.1% (915)	2.1% (212)	1.6% (159)
35. Course loads were reasonable.	30.0% (3030)	<b>58.3%</b> <b>(5882)</b>	9.1% (915)	1.9% (187)	0.8% (79)
36. The program included opportunities to develop professional attitudes, ethics and behaviors.	46.0% (4642)	<b>49.1%</b> <b>(4959)</b>	3.2% (327)	0.9% (87)	0.8% (78)

### Section IV: Pharmacy Practice Experiences

The following statements refer to your introductory pharmacy practice experiences. Introductory pharmacy practice experiences include any rotations that occur prior to the final professional year in the curriculum and may include activities such as shadowing of practitioners, interviews with real patients, and/or service learning.

	Strongly Agree	Agree	Disagree	Strongly Disagree	Unable to Comment
37. My introductory pharmacy practice experiences were valuable in helping me to prepare for my advanced pharmacy practice experiences.	28.9% (2921)	<b>53.8%</b> <b>(5433)</b>	13.1% (1327)	3.5% (356)	0.6% (56)
38. My introductory pharmacy practice experiences permitted my involvement in direct patient care responsibilities in both community and institutional settings.	29.3% (2962)	<b>53.9%</b> <b>(5443)</b>	13.4% (1348)	2.8% (283)	0.6% (57)

39. The sites available for introductory pharmacy practice experiences were of high quality.	30.3% (3061)	<b>54.5%</b> <b>(5499)</b>	11.1% (1118)	2.7% (275)	1.4% (140)
40. The process by which I was assigned sites for introductory pharmacy practice experiences was fair.	34.6% (3490)	<b>54.6%</b> <b>(5506)</b>	6.4% (648)	2.6% (258)	1.9% (191)

**The following statements refer to your advanced pharmacy practice experiences. Advanced pharmacy practice experiences form the core of the final professional year of the curriculum.**

	Strongly Agree	Agree	Disagree	Strongly Disagree	Unable to Comment
41. In the community pharmacy setting, I was able to apply my patient care skills.	<b>47.9%</b> <b>(4831)</b>	44.5% (4496)	5.1% (517)	1.4% (146)	1.0% (103)
42. In the ambulatory care setting, I was able to apply my patient care skills.	<b>57.8%</b> <b>(5831)</b>	37.6% (3794)	2.5% (251)	0.7% (75)	1.4% (142)
43. In the hospital or health-system pharmacy setting, I was able to apply my patient care skills.	<b>49.2%</b> <b>(4968)</b>	44.3% (4471)	4.5% (459)	1.2% (118)	0.8% (77)
44. In the inpatient/acute care setting, I was able to apply my patient care skills.	<b>53.8%</b> <b>(5431)</b>	42.1% (4247)	2.5% (253)	0.6% (59)	1.0% (103)
45. The need for continuity of care throughout the health care system was emphasized in the advanced pharmacy practice experiences.	<b>49.8%</b> <b>(5031)</b>	45.8% (4618)	3.3% (329)	0.5% (46)	0.7% (69)
46. The variety of the available advanced pharmacy practice experience electives met my needs as a student.	<b>47.2%</b> <b>(4767)</b>	44.6% (4501)	5.7% (577)	1.9% (188)	0.6% (60)
47. I was academically prepared to enter my advanced pharmacy practice experiences.	41.6% (4199)	<b>51.4%</b> <b>(5185)</b>	5.2% (529)	1.1% (108)	0.7% (72)
48. The sites available for advanced pharmacy practice experiences were of high quality.	44.6% (4497)	<b>48.3%</b> <b>(4873)</b>	4.9% (499)	1.3% (134)	0.9% (90)
49. The process by which I was assigned sites for advanced pharmacy practice experiences was fair.	42.7% (4305)	<b>47.9%</b> <b>(4832)</b>	5.7% (574)	2.7% (270)	1.1% (112)
50. Overall, my advanced practice experiences were valuable in helping me to achieve the professional competencies.	<b>52.9%</b> <b>(5337)</b>	44.0% (4444)	2.0% (204)	0.5% (54)	0.5% (54)

**The following statements refer to your overall (both introductory and advanced) pharmacy practice experiences.**

	Strongly Agree	Agree	Disagree	Strongly Disagree	Unable to Comment
51. My pharmacy practice experiences allowed me to have direct interaction with diverse patient populations (e.g., age, gender, ethnic and/or cultural background, disease states, etc.).	<b>58.6%</b> <b>(5916)</b>	39.6% (3992)	1.2% (125)	0.2% (22)	0.4% (38)
52. My pharmacy practice experiences allowed me to collaborate with other health care professionals.	<b>57.5%</b> <b>(5801)</b>	40.5% (4092)	1.4% (138)	0.2% (23)	0.4% (39)

### Section V: Student Services

Please indicate the degree in which you agree or disagree with the following statements regarding student services.

	Strongly Agree	Agree	Disagree	Strongly Disagree	Unable to Comment
53. Academic advising met my needs.	27.4% (2761)	<b>44.0%</b> <b>(4445)</b>	11.3% (1140)	4.3% (429)	13.1% (1318)
54. Career planning and guidance met my needs.	20.3% (2047)	<b>39.2%</b> <b>(3954)</b>	15.3% (1548)	5.5% (557)	19.7% (1987)
55. Tutoring services met my needs.	16.4% (1656)	30.2% (3053)	7.3% (739)	2.9% (296)	<b>43.1%</b> <b>(4349)</b>
56. Financial aid advising met my needs.	20.6% (2079)	<b>43.4%</b> <b>(4379)</b>	11.1% (1125)	5.9% (593)	19.0% (1917)
57. Student health and wellness services (e.g. immunizations, counseling services, campus pharmacy, primary care clinics, etc.) met my needs.	28.9% (2916)	<b>47.3%</b> <b>(4771)</b>	5.9% (598)	3.0% (306)	14.9% (1502)

### Section VI: The Student Experience

Please consider each of the following statements with regard to your experience as a student of the college/school of pharmacy. Please indicate the degree to which you agree or disagree with each statement.

	Strongly Agree	Agree	Disagree	Strongly Disagree	Unable to Comment
58. The college/school of pharmacy provided timely information about news, events and important matters within the college/school of pharmacy.	36.7% (3702)	<b>54.2%</b> <b>(5473)</b>	6.4% (648)	1.7% (175)	0.9% (95)
59. Information was made available to me about additional educational opportunities (e.g., residencies, fellowships, graduate school).	38.7% (3908)	<b>52.9%</b> <b>(5341)</b>	5.8% (587)	1.5% (150)	1.1% (107)
60. The college/school's administration responded to problems and issues of concern to the student body.	30.4% (3069)	<b>52.1%</b> <b>(5262)</b>	10.2% (1034)	4.2% (422)	3.0% (306)
61. I was aware of the process for raising issues with the college/school administration.	29.8% (3011)	<b>52.7%</b> <b>(5318)</b>	11.5% (1156)	2.7% (277)	3.3% (331)
62. I was aware that student representatives served on college/school committees with responsibility for curriculum and other matters.	38.3% (3866)	<b>53.7%</b> <b>(5420)</b>	5.2% (524)	1.4% (145)	1.4% (138)
63. The college/school of pharmacy is welcoming to students with diverse backgrounds.	<b>49.2%</b> <b>(4963)</b>	46.1% (4654)	2.1% (214)	1.0% (97)	1.6% (165)
64. The admissions process of the college/school of pharmacy was well organized.	42.0% (4238)	<b>50.8%</b> <b>(5127)</b>	4.0% (407)	1.3% (132)	1.9% (189)
65. The college/school of pharmacy had a student government that effectively communicated student opinions and perspectives to the faculty or administration.	35.8% (3614)	<b>50.5%</b> <b>(5093)</b>	7.1% (714)	2.0% (205)	4.6% (467)

66. The college/school of pharmacy made use of a variety of means (e.g. course evaluations, student surveys, focus groups, meetings with administrative leaders) to obtain student perspectives on curriculum, student services, faculty/student relationships and other aspects of the program.	40.4% (4074)	<b>51.7%</b> <b>(5214)</b>	5.2% (520)	1.4% (144)	1.4% (141)
67. Faculty, administrators and staff were committed to serving as positive role models for students.	41.3% (4172)	<b>51.4%</b> <b>(5184)</b>	4.5% (458)	1.7% (168)	1.1% (111)
68. Overall, preceptors modeled professional attributes and behaviors in the pharmacy practice experiences.	45.7% (4616)	<b>50.5%</b> <b>(5098)</b>	2.3% (237)	0.8% (81)	0.6% (61)
69. Overall, preceptors provided me with individualized instruction, guidance and evaluation that met my needs as a Doctor of Pharmacy student.	45.3% (4572)	<b>50.1%</b> <b>(5061)</b>	3.1% (312)	0.8% (84)	0.6% (64)
70. I was aware of expected behaviors with respect to professional and academic conduct.	<b>54.8%</b> <b>(5530)</b>	43.7% (4407)	0.7% (70)	0.4% (39)	0.5% (47)
71. The college/school of pharmacy effectively managed academic misconduct by students.	32.5% (3280)	<b>44.8%</b> <b>(4517)</b>	7.9% (793)	4.2% (420)	10.7% (1083)
72. The college/school of pharmacy effectively managed professional misconduct by students.	32.3% (3255)	<b>45.8%</b> <b>(4621)</b>	6.8% (686)	3.8% (387)	11.3% (1144)
73. The college/school's faculty and administration encouraged me to participate in regional, state or national pharmacy meetings.	42.7% (4311)	<b>48.9%</b> <b>(4934)</b>	4.9% (495)	1.4% (145)	2.1% (208)
74. The college/school of pharmacy was supportive of student professional organizations.	<b>48.2%</b> <b>(4866)</b>	47.2% (4766)	1.9% (188)	0.9% (93)	1.8% (180)
75. I was aware of opportunities to participate in research activities with faculty.	33.2% (3354)	<b>46.3%</b> <b>(4678)</b>	13.1% (1319)	4.3% (434)	3.1% (308)

### Section VII: Facilities, Experiential Sites and Educational Resources

The following statements refer to facilities, experiential sites and educational resources. Please indicate the degree to which you agree or disagree with each statement.

	Strongly Agree	Agree	Disagree	Strongly Disagree	Unable to Comment
76. My campus learning environment was safe.	<b>51.0%</b> <b>(5144)</b>	44.2% (4464)	3.1% (316)	1.0% (98)	0.7% (71)
77. The computer and other information technology resources provided by the college/school of pharmacy and/or elsewhere on campus were conducive to learning.	43.4% (4379)	<b>48.0%</b> <b>(4840)</b>	5.9% (600)	2.0% (206)	0.7% (68)
78. The classrooms in the college/school of pharmacy or elsewhere on campus were conducive to learning.	43.6% (4397)	<b>49.4%</b> <b>(4983)</b>	5.1% (515)	1.3% (132)	0.7% (66)
79. The laboratories and other non-classroom environments were conducive to learning.	44.5% (4493)	<b>50.2%</b> <b>(5068)</b>	3.4% (341)	1.0% (98)	0.9% (93)
80. The study areas in the college/school of pharmacy or elsewhere on campus were conducive to learning.	41.0% (4139)	<b>47.7%</b> <b>(4816)</b>	6.9% (698)	3.2% (321)	1.2% (119)

81. The common spaces such as lounges, lobbies or other areas for relaxation and socialization available in the college/school of pharmacy or elsewhere on campus met my needs.	39.2% (3957)	<b>47.2%</b> <b>(4766)</b>	8.7% (877)	3.5% (350)	1.4% (143)
82. On-campus access to educational resources (e.g., library, electronic data bases, drug information center) were conducive to learning.	<b>48.4%</b> <b>(4887)</b>	46.7% (4710)	2.8% (278)	1.3% (127)	0.9% (91)
83. During pharmacy practice experiences access to educational resources (e.g., library, electronic data bases, drug information center) were conducive to learning.	<b>50.0%</b> <b>(5045)</b>	46.7% (4717)	1.9% (187)	0.8% (79)	0.6% (65)

### Section VIII: Overall Impressions

These statements refer to your overall impressions of the college/school and the profession of pharmacy. Please indicate the degree to which you agree or disagree with each statement.

	Strongly Agree	Agree	Disagree	Strongly Disagree	Unable to Comment
84. I am prepared to enter pharmacy practice.	41.7% (4213)	<b>53.4%</b> <b>(5388)</b>	3.2% (325)	0.5% (54)	1.1% (113)
85. If I were starting my college career over again I would choose to study pharmacy.	40.6% (4096)	<b>40.8%</b> <b>(4122)</b>	11.0% (1112)	3.9% (393)	3.7% (370)
86. If I were starting my pharmacy program over again I would choose the same college/school of pharmacy. (If you select disagree or strongly disagree please indicate the reason why in the comment box at the end of this section.)	41.2% (4160)	<b>42.8%</b> <b>(4315)</b>	8.6% (867)	4.3% (430)	3.2% (321)
87. I would recommend a career in pharmacy to a friend or relative.	35.0% (3532)	<b>42.9%</b> <b>(4325)</b>	13.8% (1390)	4.3% (431)	4.1% (415)