

American Association of
Colleges of Pharmacy
Discover • Learn • Care • Improve Health

AACP

OFFICE OF
**INSTITUTIONAL
RESEARCH &
EFFECTIVENESS**

American Association of Colleges of Pharmacy Preceptor Survey

2015 National Summary Report

September 2015

© 2015 American Association of Colleges of Pharmacy.

About the AACCP Curriculum Quality Surveys

Graduating Student, Alumni, and Faculty surveys were initiated and designed by the American Association of Colleges of Pharmacy/Accreditation Council for Pharmacy Education Task Force on Assessment and Accreditation in 2002. These quality perception surveys were intended to gather information on program issues and curriculum quality. With the release of ACPE's Standards 2007, the AACCP Institutional Research and Assessment Committee (IRAC), AACCP staff, and an external consultant revised the three surveys and created a Preceptor survey. The purpose of the revised surveys is to help member colleges and schools gather data for both continuous program improvement and accountability (accreditation) purposes.

2015 Administration

The Preceptor Survey was made available for online access in the AACCP Centralized Survey System on May 4, 2015. As of September 2015, 82 out of 134 (61.2%) colleges and schools of pharmacy administered the survey to their preceptors. A total of 35,716 preceptors were invited to complete the survey. Seven thousand six hundred and twelve (7,612) preceptors submitted the survey for a total response rate over twenty one percent (21.3%). Response rates per school ranged from 3.6 percent to 84.2 percent. For more information regarding this summary report or the administration of the survey, please contact Jamie Taylor, research analyst (jtaylor@aacp.org).

2015 Highlights

Preceptor Workload and Resources

The majority (73.1%) of preceptors reported precepting one to five students during the past academic year for the college/school of pharmacy for which they were completing the survey. Nearly 12 percent (11.5%) of preceptors reported precepting over ten students for the college/school of pharmacy. The majority (58.6%) of preceptors completing the survey precepted for two or more institutions during the prior academic year.

Over 96 percent (96.3%) of preceptors strongly agreed or agreed that the student-to-preceptor ratios at their sites were appropriate to maximize learning. Nearly 95 percent (94.5%) of preceptors strongly agreed or agreed that the facilities and resources at the practice site are adequate in order to precept students. Eighty percent (80.1%) of preceptors strongly agreed or agreed that the college/school provides them access to library and educational resources. Nearly 11 percent (10.9) of preceptors strongly disagreed or disagreed with this statement.

Performance Evaluations

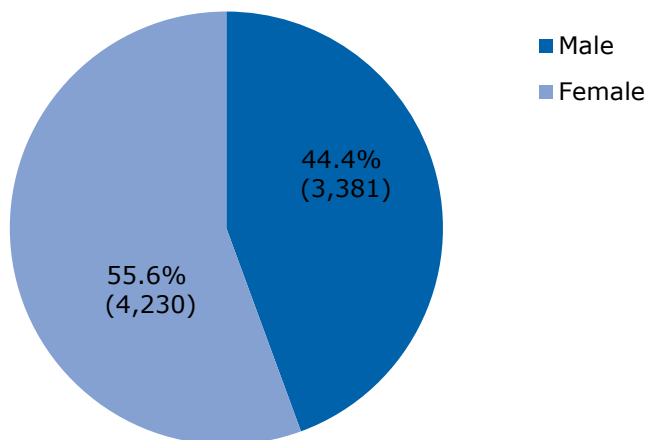
In 2015 over 97 percent (97.4%) of preceptors strongly agreed or agreed that they knew the process for documenting and addressing student performance from their college/school of pharmacy; however, only 82 percent (82.2%) strongly agreed or agreed that the criteria for evaluating their own performance as a preceptor was clear. Additionally, nearly 19 percent (18.9%) of preceptors completing the survey strongly disagreed or disagreed that they received the results from student evaluations of their rotation.

2015 Preceptor Survey National Summary Report

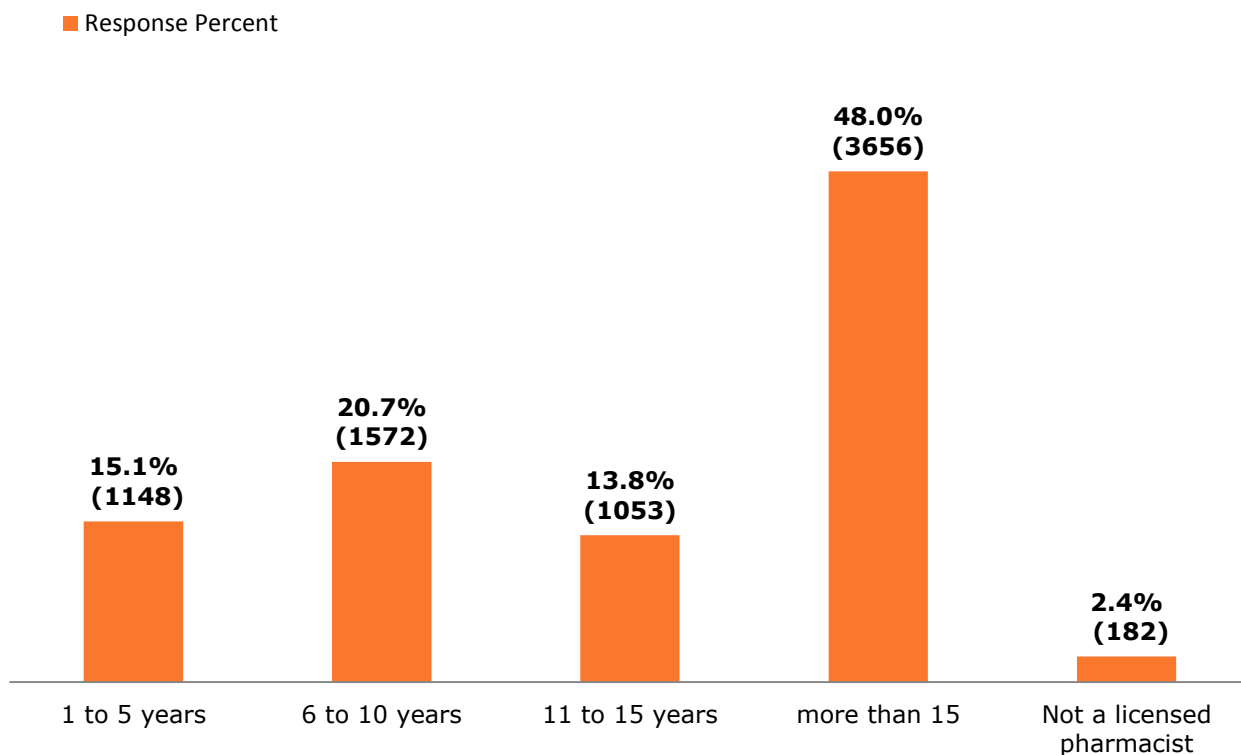
Total number of schools: 82 (35 public, 47 private)
Total number of responses: 7,612
Response Rate: 21.3%

Section I: Demographic Questions

1. Gender:



2. Number of years as a licensed pharmacist:



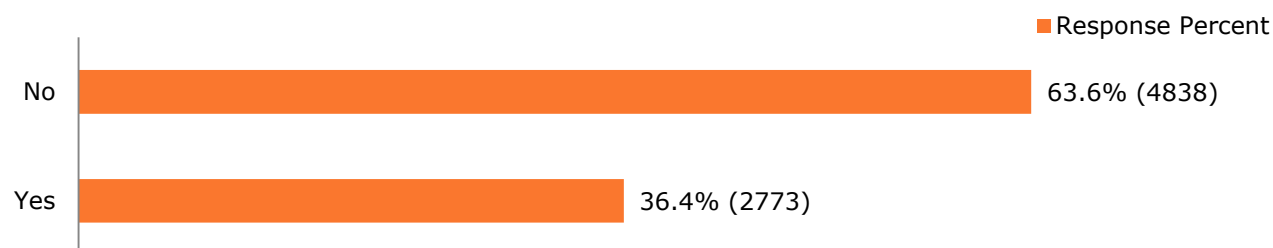
3. My practice setting is best described as:

	Response Percent	Response Total
Acute care	27.8%	2118
Ambulatory care	12.3%	937
Academia	3.9%	299
Community pharmacy	29.7%	2258
Drug information	1.0%	78
General medicine	3.2%	244
Industry	1.1%	84
Management	6.3%	476
Other	14.7%	1117

4. I precept students in:

	Response Percent	Response Total
Introductory pharmacy practice experiences <i>(Introductory practice experiences occur prior to the final professional year of the curriculum and can include activities such as shadowing, interviewing patients, and service learning).</i>	11.3%	859
Advanced pharmacy practice experiences <i>(Advanced practice experiences should involve direct patient care and most commonly form the core of the final professional year of the curriculum)</i>	39.5%	3007
Both introductory and advanced pharmacy practice experiences	49.2%	3745

5. Do you have certification or designation through your state board of pharmacy as a preceptor?



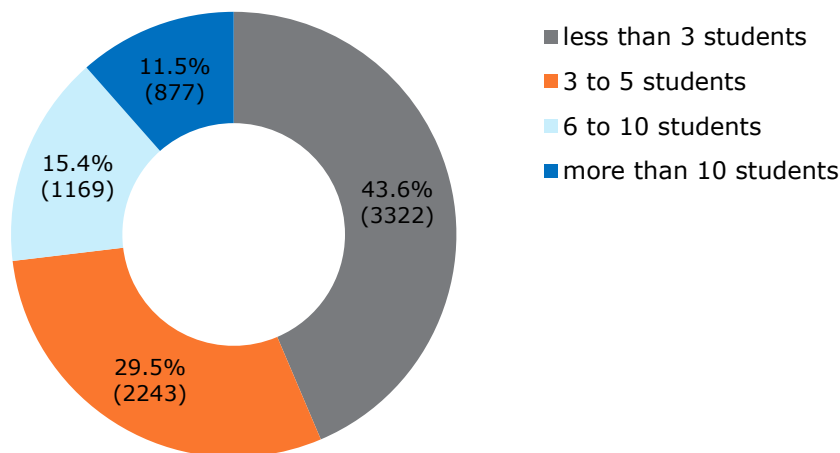
6. Degree/Postgraduate Training (check all that apply):

	Response Percent	Response Total
B.S. Pharm	N/A	2830
Pharm.D.	N/A	5233
MBA	N/A	324
Master's (other than MBA)	N/A	497
Other professional Doctorate (JD, M.D., D.D.S.)	N/A	66
Ph.D.	N/A	137
Residency	N/A	2025
Fellowship	N/A	178
Other	N/A	585

7. Number of years serving as a preceptor for this college/school:

	Response Percent	Response Total
less than 1 year	10.3%	786
1 to 3 years	32.3%	2457
4 to 6 years	24.6%	1876
7 to 10 years	13.5%	1026
more than 10 years	19.3%	1466

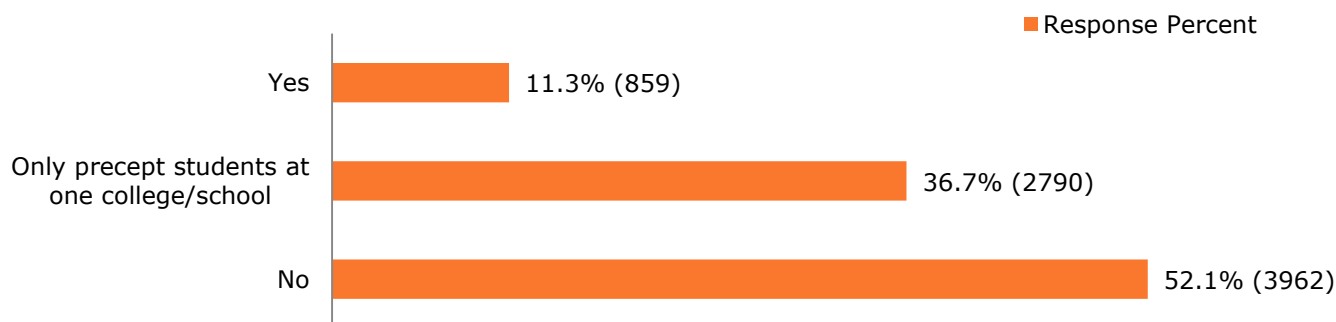
8. Number of students directly precepted for this college/school over this past academic year.



9. I precept students from _____ college/school(s).

	Response Percent	Response Total
1	41.3%	3145
2	28.2%	2147
3	14.9%	1137
more than 3	15.5%	1182

10. If you precept students from 2 or more college/schools, have you completed this survey for another college/school?



Section II: Communication

Please indicate the degree to which you agree or disagree with each statement.

	Strongly Agree	Agree	Disagree	Strongly Disagree	Unable to Comment
11. I know the process for documenting and addressing student performance from the college/school.	51.1% (3893)	46.3% (3521)	1.1% (87)	0.3% (20)	1.2% (90)
12. I receive the results from students evaluations of my rotation.	36.7% (2797)	37.2% (2833)	14.5% (1106)	4.4% (338)	7.1% (537)
13. I know how to utilize the process that exists within the college/school to effectively manage academic misconduct (e.g., plagiarism) by students.	30.4% (2311)	50.7% (3862)	12.2% (925)	1.5% (111)	5.3% (402)
14. I know how to utilize the process that exists within the college/school to effectively manage professional misconduct (e.g., repeated tardiness/absences, drug diversion) by students.	32.5% (2475)	52.7% (4011)	9.7% (739)	1.3% (99)	3.8% (287)
15. I know how to utilize policies of the college/school that deal with harassment and discrimination.	29.8% (2271)	49.5% (3769)	14.0% (1066)	1.4% (110)	5.2% (395)
16. The criteria for my performance as a preceptor are commensurate with my responsibilities as defined by the college/school.	37.2% (2832)	53.8% (4094)	2.5% (191)	0.8% (58)	5.7% (436)
17. The criteria for evaluating my performance as a preceptor are clear.	33.5% (2547)	48.7% (3710)	11.1% (848)	2.0% (150)	4.7% (356)

Section III: Curriculum

Please indicate the degree to which you agree or disagree with each statement.

	Strongly Agree	Agree	Disagree	Strongly Disagree	Unable to Comment
18. The responsibilities of the student have been defined at my site.	52.0% (3954)	46.1% (3511)	1.0% (78)	0.1% (10)	0.8% (58)
19. The responsibilities as a preceptor have been defined at my site.	47.4% (3606)	48.9% (3725)	2.5% (193)	0.2% (18)	0.9% (69)
20. The objectives for my pharmacy practice experience have been defined at my site.	49.8% (3792)	46.7% (3555)	1.5% (117)	0.2% (16)	1.7% (131)
21. I use feedback about my site to make improvements to my student practice experience.	50.5% (3844)	40.0% (3044)	2.8% (216)	0.6% (44)	6.1% (463)
22. I am aware of the mechanism to provide feedback to the college/school regarding the Pharm.D. curriculum.	36.3% (2760)	44.1% (3358)	14.0% (1063)	2.0% (153)	3.6% (277)
23. Students at my site are encouraged to assume responsibility for their own learning.	58.4% (4446)	38.3% (2914)	2.1% (161)	0.3% (23)	0.9% (67)
24. The assessment tools provided to me for my site are suitable for measuring student performance.	39.5% (3006)	52.5% (3997)	5.1% (391)	0.9% (72)	1.9% (145)

The Pharm.D. program prepares students to...

	Strongly Agree	Agree	Disagree	Strongly Disagree	Unable to Comment
25. develop and use patient-specific pharmacy care plans.	38.5% (2927)	52.5% (3994)	2.7% (205)	0.4% (33)	5.9% (452)
26. effectively manage a patient-centered pharmacy practice.	36.9% (2812)	52.4% (3990)	4.1% (312)	0.5% (37)	6.0% (460)
27. develop disease management programs.	33.1% (2519)	51.9% (3947)	5.4% (410)	0.5% (35)	9.2% (700)
28. manage the system of medication use.	35.2% (2681)	54.0% (4107)	3.8% (288)	0.4% (32)	6.6% (503)
29. promote the availability of health promotion and disease prevention initiatives.	35.6% (2710)	53.4% (4064)	2.7% (206)	0.3% (21)	8.0% (610)
30. communicate with patients, caregivers, and other members of the interprofessional health care team.	44.0% (3347)	50.4% (3838)	2.5% (191)	0.4% (31)	2.7% (204)
31. search the health sciences literature.	44.5% (3384)	50.2% (3817)	2.4% (181)	0.6% (46)	2.4% (183)

32. evaluate the health sciences literature.	39.5% (3009)	52.5% (3999)	4.0% (303)	0.9% (65)	3.1% (235)
33. demonstrate expertise in the area of informatics (resources, devices, and methods required to optimize the acquisition, storage, retrieval, and use of information in pharmacy and healthcare).	33.9% (2580)	52.9% (4028)	5.8% (443)	1.0% (78)	6.3% (482)
34. apply state and federal laws and regulations to the practice of pharmacy.	37.8% (2880)	53.9% (4102)	2.0% (156)	0.3% (22)	5.9% (451)
35. maintain professional competence.	45.7% (3482)	49.9% (3800)	1.3% (99)	0.4% (29)	2.6% (201)

Section IV: Resources/Support

Please indicate the degree to which you agree or disagree with each statement.

	Strongly Agree	Agree	Disagree	Strongly Disagree	Unable to Comment
36. I have ongoing contact with the Office of Experiential Education.	33.7% (2565)	50.0% (3803)	10.5% (800)	1.3% (97)	4.5% (346)
37. I receive needed support from the Office of Experiential Education.	37.5% (2851)	47.5% (3617)	5.2% (397)	0.9% (70)	8.9% (676)
38. The student-to-preceptor ratios at my site are appropriate to maximize learning.	51.0% (3885)	45.3% (3451)	1.9% (146)	0.5% (40)	1.2% (89)
39. The college/school has an effective continuing professional development program for me that is consistent with my preceptor responsibilities.	35.2% (2678)	47.7% (3634)	7.3% (554)	1.6% (119)	8.2% (626)
40. There are adequate facilities and resources at the practice site to precept students.	45.0% (3426)	49.5% (3764)	3.8% (287)	0.7% (50)	1.1% (84)
41. The college/school provides me with access to library and educational resources.	41.0% (3124)	39.1% (2974)	8.5% (648)	2.4% (184)	8.9% (681)