

American Association of
Colleges of Pharmacy
Discover • Learn • Care • Improve Health

AAACP

OFFICE OF
**INSTITUTIONAL
RESEARCH &
EFFECTIVENESS**

American Association of Colleges of Pharmacy Alumni Survey

2014 National Summary Report

September 2014

© 2014 American Association of Colleges of Pharmacy.

About the AACCP Curriculum Quality Surveys

Graduating Student, Alumni, and Faculty surveys were initiated and designed by the American Association of Colleges of Pharmacy/Accreditation Council for Pharmacy Education Task Force on Assessment and Accreditation in 2002. These quality perception surveys were intended to gather information on program issues and curriculum quality. With the release of ACPE's Standards 2007, the AACCP Institutional Research and Assessment Committee (IRAC), AACCP staff, and an external consultant revised the three surveys and created a Preceptor survey. The purpose of the revised surveys is to help member colleges and schools gather data for both continuous program improvement and accountability (accreditation) purposes.

2014 Administration

The Alumni Survey was made available for online access in the AACCP Centralized Survey System on May 5, 2014. As of September 2014, 72 out of 115 (62.6%) colleges and schools of pharmacy administered the survey to their 2009-2013 alumni classes. A total of 26,723 alumni were invited to complete the survey. Three thousand, six hundred and seventy-two (3,672) alumni submitted the survey for a total response rate of nearly fourteen percent (13.7%). Response rates per school ranged from 1.9 percent to 46.6 percent. For more information regarding this summary report or the administration of the survey, please contact Danielle Taylor, associate director of institutional research and effectiveness (dtaylor@aacp.org).

2014 Highlights

Strengths and Weaknesses in Communication with Alumni

Pharm.D. alumni reported a high level of satisfaction with communication from their alma mater regarding pharmacy school activities. In 2014 nearly 82 percent (81.5%) of alumni strongly agreed or agreed that their college/school of pharmacy was effectively communicating with alumni about the college/school's activities. This percentage was up from 80.2 percent in 2013.

Alumni had less agreement in regards to the statement concerning the college/school solicitation of alumni input/feedback for programmatic improvement. Thirty-four percent (34.0%) of Pharm.D. alumni strongly disagreed or disagreed that their college/school of pharmacy has sought this feedback, up from 31.2 percent in 2013. Nearly 56 percent (55.9%) of alumni agreed or strongly agreed with this statement in 2014, compared to 58.4 percent last year.

General Impressions

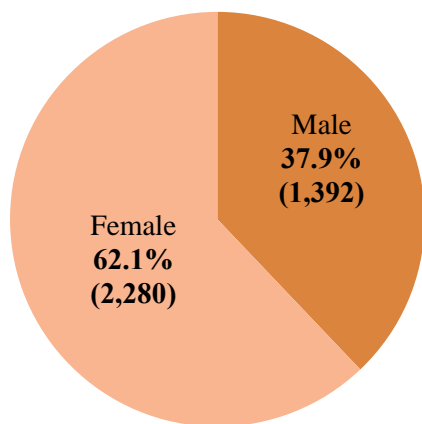
Nearly 79 percent (78.8%) of Pharm.D. alumni strongly agreed or agreed that they would choose to study pharmacy if they were starting their education over again. This is down from 79.9 percent in 2013. Nearly 84 percent (83.9%) of alumni strongly agreed or agreed that they would choose the same college/school of pharmacy, down from 84.3 percent in 2013. Nearly 92 percent (91.6%) of alumni strongly agreed or agreed that they would rate the overall quality of their education experience as very good, up slightly from 91.1 percent in 2013.

2014 ALUMNI SURVEY SUMMARY REPORT - 2014

Total number of schools: 72 (33 public, 39 private)
Total number of responses: 3,672
Total response rate: 13.7%

Section I: Demographic Questions

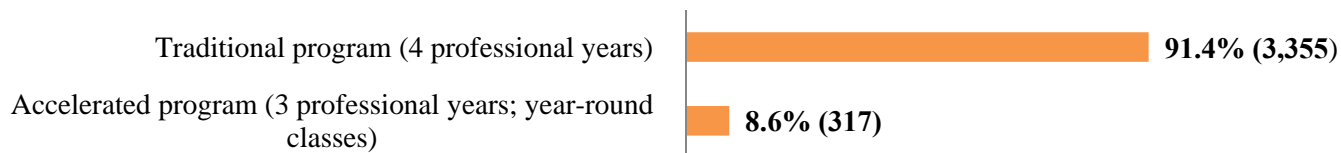
1. Gender:



2. Year of Graduation:

	Response Percent	Response Total
2009	9.6%	351
2010	10.2%	373
2011	23.9%	879
2012	26.5%	974
2013	29.8%	1095

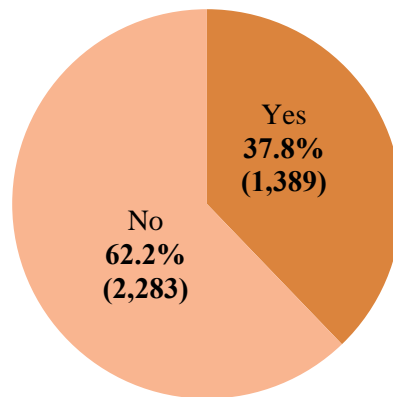
3. Please check the option below that best describes the configuration of the curriculum in the Pharm.D. program:



4. Please check the option below that best describes the learning environment in which you were enrolled:

	Response Percent	Response Total
Main campus	89.8%	3299
Distance/Satellite/Branch campus (enter city, state)	8.6%	315
Web-based program	1.6%	58

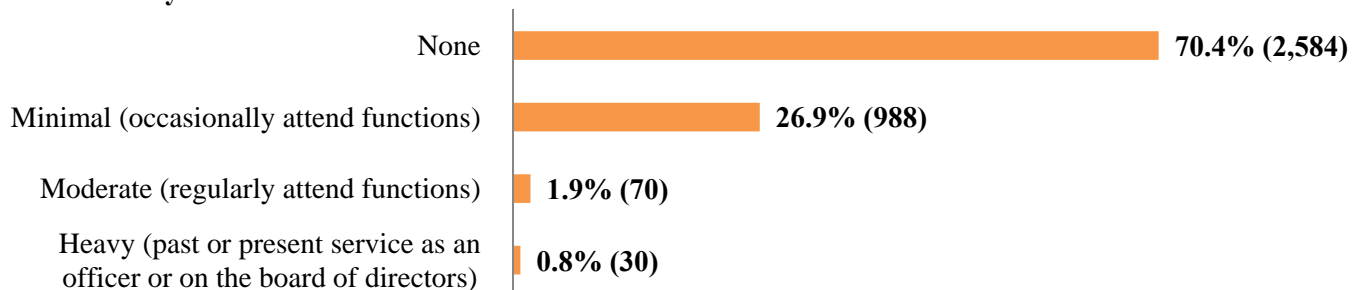
5. In addition to receiving your Pharm.D. degree, have you completed or are you currently pursuing any type of postgraduate education/training?



5 (a). If the answer to Question #5 above is "Yes"; please check all that apply:

	Response Percent	Response Total
MBA	Multiple Answers Entered	130
Master's (other than MBA)	Multiple Answers Entered	151
Other Professional Doctorate (JD, M.D., D.D.S.)	Multiple Answers Entered	14
Ph.D.	Multiple Answers Entered	39
Residency in Pharmacy Practice (any type)	Multiple Answers Entered	1037
Specialty Residency (e.g. Drug Information, Pediatric, Primary care)	Multiple Answers Entered	399
Fellowship	Multiple Answers Entered	85
Other	Multiple Answers Entered	93

6. What is your level of involvement with the Alumni Association?



7. To what extent are you employed in pharmacy (Check all that apply)?

	Response Percent	Response Total
Part-time	Multiple Answers Entered	248
Full time (35 hrs & above)	Multiple Answers Entered	3263
Not currently practicing	Multiple Answers Entered	88
No longer in pharmacy profession	Multiple Answers Entered	12
Student (post graduate education/training)	Multiple Answers Entered	172

8. In which state are you primarily practicing?

Please use the following link to view the results of this question on a map: [Alumni Survey - Practicing States Map](#)

	Response Percent	Response Total
NOT APPLICABLE	2.5%	92
Alabama (AL)	0.3%	10
Alaska (AK)	0.3%	12
Arizona (AZ)	1.8%	66
Arkansas (AR)	1.8%	67
California (CA)	11.8%	431
Colorado (CO)	1.5%	56
Connecticut (CT)	0.6%	23
Delaware (DE)	0.2%	9
Dist. of Columbia (DC)	0.2%	7
Florida (FL)	5.7%	208
Georgia (GA)	1.9%	68
Guam	0.0%	1
Hawaii (HI)	0.2%	6
Idaho (ID)	0.3%	11
Illinois (IL)	3.5%	127
Indiana (IN)	2.8%	104
Iowa (IA)	1.1%	39
Kansas (KS)	1.7%	64
Kentucky (KY)	2.4%	89
Louisiana (LA)	1.1%	42
Maine (ME)	0.8%	30
Maryland (MD)	1.4%	52
Massachusetts (MA)	2.3%	84
Michigan (MI)	3.3%	119
Minnesota (MN)	2.6%	95
Mississippi (MS)	0.5%	18
Missouri (MO)	1.6%	59
Montana (MT)	0.9%	34
Nebraska (NE)	0.7%	27
Nevada (NV)	0.4%	14
New Hampshire (NH)	0.2%	7
New Jersey (NJ)	1.3%	47
New Mexico (NM)	0.3%	12
New York (NY)	6.6%	243
North Carolina (NC)	3.0%	110
North Dakota (ND)	0.1%	2
Ohio (OH)	4.0%	148
Oklahoma (OK)	2.7%	100
Oregon (OR)	1.3%	46
Pennsylvania (PA)	2.2%	81
Puerto Rico	0.2%	7
Rhode Island (RI)	0.8%	29
South Carolina (SC)	1.8%	65
South Dakota (SD)	0.2%	8
Tennessee (TN)	2.9%	105

Texas (TX)	9.8%	357
Utah (UT)	0.7%	27
Vermont (VT)	0.1%	5
Virginia (VA)	1.6%	57
Washington (WA)	0.7%	27
West Virginia (WV)	1.1%	41
Wisconsin (WI)	1.4%	52
Wyoming (WY)	0.5%	20

9. In what type of setting are you primarily practicing?

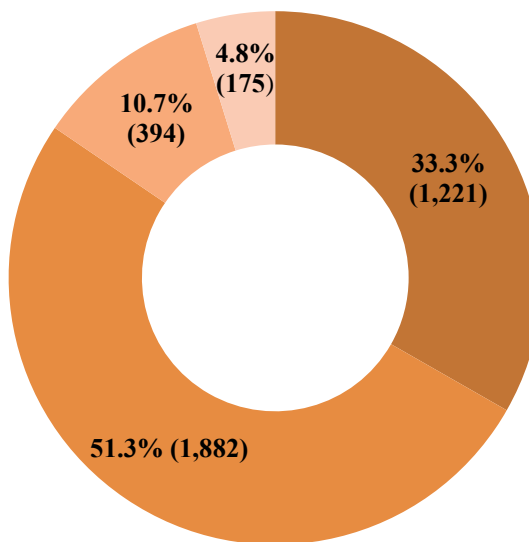
	Response Percent	Response Total
Not applicable	Multiple Answers Entered	64
Chain community pharmacy	Multiple Answers Entered	1330
Independent community pharmacy	Multiple Answers Entered	315
Hospital	Multiple Answers Entered	1362
Clinic-based pharmacy	Multiple Answers Entered	294
Consultant	Multiple Answers Entered	59
Home care	Multiple Answers Entered	29
Nursing home/Long-term care facility	Multiple Answers Entered	83
Academia	Multiple Answers Entered	237
Association management	Multiple Answers Entered	5
Pharmaceutical industry	Multiple Answers Entered	78
Managed care	Multiple Answers Entered	104
Government or regulatory agency	Multiple Answers Entered	125
Other:	Multiple Answers Entered	163

10. Which pharmacy organizations do you currently belong to? (check all that apply)

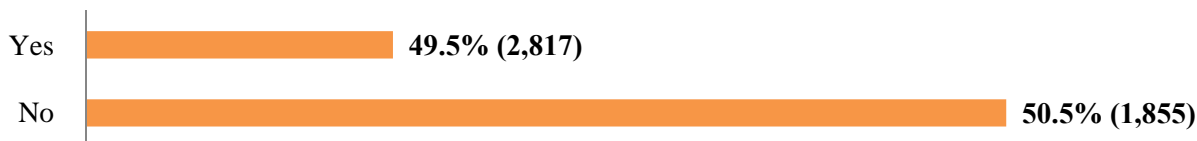
	Response Percent	Response Total
APhA	Multiple Answers Entered	1246
ASHP	Multiple Answers Entered	1092
AMCP	Multiple Answers Entered	67
AACP	Multiple Answers Entered	149
ACCP	Multiple Answers Entered	557
ASCP	Multiple Answers Entered	73
NACDS	Multiple Answers Entered	6
NCPA	Multiple Answers Entered	129
State Association	Multiple Answers Entered	1104
None	Multiple Answers Entered	1206
Other:	Multiple Answers Entered	364

11. In the pharmacy organization with which you are most engaged, how would you assess your level of involvement?

- Not a member of a pharmacy organization
- Minimal (occasionally attend meetings)
- Moderate (regularly attend meetings, occasionally serve on committees)
- Heavy (regularly serve on committees and/or serve as an officer)



12. Are you currently serving, or have you served in the past as a preceptor for any pharmacy students?



13. Are you currently serving, or have you served in the past, as an adjunct faculty member at a college/school of pharmacy?

	Response Percent	Response Total
Yes	17.6%	647
No	82.4%	3025

Section II: Development/Communication

Please indicate the degree to which you agree or disagree with each statement.

	Strongly Agree	Agree	Disagree	Strongly Disagree	Unable to Comment
14. The college/school communicates effectively with alumni about college/school activities.	21.1% (774)	60.4% (2219)	10.5% (387)	2.8% (102)	5.2% (190)
15. The current Dean is providing leadership in pharmacy.	26.7% (979)	37.0% (1358)	4.3% (158)	2.6% (95)	29.5% (1082)
16. The current Dean encourages alumni to stay involved.	19.2% (705)	39.4% (1445)	12.7% (467)	3.6% (131)	25.2% (924)
17. Since graduation, the college/school has solicited my input/feedback for programmatic improvement.	15.9% (584)	40.0% (1467)	25.8% (946)	8.3% (303)	10.1% (372)

When I was a student...

	Strongly Agree	Agree	Disagree	Strongly Disagree	Unable to Comment
18. the college/school provided an environment and culture that promoted professional behavior and harmonious relationships among students, faculty, administrators, preceptors and staff.	48.5% (1782)	43.3% (1591)	5.0% (183)	2.5% (91)	0.7% (25)
19. the faculty, administrators, and staff were committed to developing professionalism, fostering leadership, and to serving as mentors and positive role models.	52.4% (1924)	41.1% (1508)	4.3% (157)	1.7% (63)	0.5% (20)
20. I knew what the program outcomes were.	42.9% (1574)	49.8% (1829)	4.8% (176)	0.9% (34)	1.6% (59)
21. the curriculum provided opportunities to engage in active learning (e.g., laboratories, recitations, student portfolios, problem-based learning).	50.5% (1853)	44.4% (1631)	3.5% (130)	1.0% (36)	0.6% (22)
22. the curriculum was properly sequenced.	33.2% (1218)	52.4% (1925)	11.0% (404)	2.6% (94)	0.8% (31)
23. I was encouraged to assume responsibility for my own learning.	50.4% (1850)	46.6% (1712)	2.0% (75)	0.5% (20)	0.4% (15)
24. my coursework prepared me to enter my practice experiences (rotations).	42.5% (1562)	50.0% (1835)	5.5% (202)	1.4% (52)	0.6% (21)
25. the courses I took prepared me to enter my first pharmacy job.	38.2% (1403)	49.5% (1818)	8.1% (297)	2.1% (78)	2.1% (76)

26. information was made available to me about additional educational opportunities (e.g. residencies, fellowships, graduate school).	44.4% (1630)	46.0% (1690)	6.4% (234)	2.0% (74)	1.2% (44)
---	-----------------	-------------------------------	---------------	-----------	-----------

Section III: Curriculum

Please indicate the degree to which you agree or disagree with each statement. When I was a student...

	Strongly Agree	Agree	Disagree	Strongly Disagree	Unable to Comment
27. pharmacy related elective courses met my needs as a Pharm.D. student.	33.5% (1229)	51.3% (1885)	10.2% (375)	2.6% (96)	2.4% (87)
28. the college/school provided an adequate number and mix of practice facilities for experiential education (rotations).	41.6% (1529)	48.4% (1778)	6.8% (250)	2.3% (86)	0.8% (29)
29. the faculty were effective teachers.	38.1% (1400)	54.5% (2002)	5.0% (185)	1.5% (56)	0.8% (29)
30. the faculty displayed respect for their colleagues and students.	46.0% (1689)	46.7% (1715)	4.4% (162)	2.3% (83)	0.6% (23)

The Pharm.D. Program prepared me to...

	Strongly Agree	Agree	Disagree	Strongly Disagree	Unable to Comment
31. develop and use patient-specific pharmacy care plans.	41.5% (1523)	52.9% (1943)	3.5% (127)	0.8% (28)	1.4% (51)
32. effectively manage a patient-centered pharmacy practice.	39.3% (1442)	51.2% (1879)	6.7% (246)	1.1% (39)	1.8% (66)
33. develop disease management programs.	33.1% (1214)	53.3% (1958)	9.6% (351)	1.1% (40)	3.0% (109)
34. manage the system of medication use.	35.5% (1302)	55.4% (2034)	6.3% (233)	0.9% (34)	1.9% (69)
35. promote the availability of health promotion and disease prevention initiatives.	37.2% (1367)	55.3% (2030)	5.0% (184)	0.7% (26)	1.8% (65)
36. communicate with patients, caregivers, and other members of the interprofessional health care team.	49.0% (1798)	46.8% (1717)	2.7% (99)	0.8% (31)	0.7% (27)
37. search the health sciences literature.	47.0% (1726)	48.6% (1785)	2.9% (107)	0.9% (33)	0.6% (21)

38. evaluate the health sciences literature.	42.2% (1548)	51.1% (1877)	4.7% (171)	1.4% (50)	0.7% (26)
39. demonstrate expertise in the area of informatics (resources, devices, and methods required to optimize the acquisition, storage, retrieval, and use of information in pharmacy and healthcare).	30.0% (1101)	51.8% (1903)	12.6% (464)	3.5% (127)	2.1% (77)
40. apply state and federal laws and regulations to the practice of pharmacy.	38.8% (1425)	53.6% (1967)	5.3% (196)	1.4% (50)	0.9% (34)
41. maintain professional competence.	51.2% (1881)	45.2% (1660)	2.0% (74)	0.8% (31)	0.7% (26)

Section IV: General Impressions

Please indicate the degree to which you agree or disagree with each statement.

	Strongly Agree	Agree	Disagree	Strongly Disagree	Unable to Comment
42. If I were starting my education over today, I would choose pharmacy as a career.	41.6% (1527)	37.2% (1366)	13.8% (508)	4.5% (165)	2.9% (106)
43. If I were starting my education over today, I would choose the same college/school of pharmacy.	51.3% (1885)	32.5% (1195)	8.3% (305)	5.2% (191)	2.6% (96)
44. As I reflect on my pharmacy education, I would rate the overall quality of my education experience as very good.	52.7% (1936)	38.8% (1426)	5.4% (199)	2.0% (73)	1.0% (38)