

American Association of  
**Colleges of Pharmacy**  
*Discover • Learn • Care • Improve Health*

**AACP**

OFFICE OF  
**INSTITUTIONAL  
RESEARCH &  
EFFECTIVENESS**

# American Association of Colleges of Pharmacy Graduating Student Survey

## 2018 National Summary Report

July 2018

© 2018 American Association of Colleges of Pharmacy.

## About the AACP Curriculum Quality Surveys

Graduating Student, Alumni, Preceptor, and Faculty surveys were first released in 2007 based on Standards 2007 with the purpose of helping member colleges and schools gather data for both continuous improvement and accreditation purposes. With the release of the Accreditation Council for Pharmacy Education (ACPE) Standards 2016, these curriculum quality perception surveys were revised by the AACP Institutional Research and Assessment Committee (IRAC), AACP staff, and ACPE staff in spring 2015 to reflect the changes in Standards 2016. The 2018 results reflect the third administration of these revised surveys.

### 2018 Administration

The Graduating Student Survey was made available for online access in the AACP Survey System on March 5, 2018. As of July 2018, 132 out of the 135 (97.8%) colleges and schools of pharmacy that graduated students in 2018 administered the survey to their students. A total of fourteen thousand, five hundred and eighty-one (14,581) graduating students were invited to complete the survey. Eleven thousand, four hundred and seven (11,407) graduating students submitted the survey for a total response rate of over seventy-eight percent (78.2%). Response rates per school ranged from 9 percent to 100 percent. For more information regarding this summary report or the administration of the survey, please contact the Office of Institutional Research & Effectiveness at [data@aacp.org](mailto:data@aacp.org).

### 2018 Highlights

#### *Pharmacy Practice Experiences*

Over 94 percent (94.5%) of 2018 graduating students strongly agreed or agreed that their *advanced* pharmacy practice experiences were of high quality; whereas, only eighty-one percent (81.5%) strongly agreed or agreed that their *introductory* pharmacy practice experiences were of high quality. The majority (92.4%) of students strongly agreed or agreed that they were academically prepared to enter their advanced pharmacy practice experiences. A majority of students strongly agreed or agreed that they were able to engage in direct patient care in various settings (community pharmacy, 95.1%; ambulatory care, 96.3%; hospital/health system, 92.2%; and inpatient/acute care, 95.7%).

#### *The Student Experience*

Over ninety-six percent (96.0%) of graduating students strongly agreed or agreed that their campus learning environment was safe and over 94 percent (94.3%) of graduating students strongly agreed or agreed that their college/school of pharmacy was welcoming to students with diverse backgrounds. Nearly ninety-two percent (91.8%) of graduating students strongly agreed or agreed that faculty, administrators and staff served as positive role models. Additionally, 98 percent of students (98.0%) strongly agreed or agreed that they were aware of expected behaviors with respect to professional and academic misconduct. When asked about whether the college/school's administration responded to problems and issues of concern to the student body, nearly 16 percent of graduating students (15.9%) disagreed or strongly disagreed with the statement.

#### *Overall Impressions*

Overall, 2018 graduating students reported positive reflections on their college/school of pharmacy and the profession. Nearly ninety five percent (94.6%) of students reported that they strongly agreed or agreed they were prepared to enter pharmacy practice. Over eighty two percent (82.2%) of graduating students strongly agreed or agreed that they would choose the same college/school of pharmacy if they were starting their pharmacy program over again.

## 2018 Graduating Student Survey National Summary Report

Total number of schools: 132 (64 public, 68 private)

Total number of responses: 11,407

Response Rate: 78.2%

### Section I: Demographic Information

1. Which of the following choice(s) describes the primary area of your paid outside work experiences while in the college/school?

|   | Response Percent | Response Total |
|---|------------------|----------------|
| Community pharmacy                      | N/A              | 7781           |
| Institutional pharmacy                  | N/A              | 2374           |
| Other pharmacy related; please specify: | N/A              | 918            |
| Non-pharmacy related: please specify:   | N/A              | 709            |
| I did not work (Skip to number 3)       | N/A              | 1461           |

2. If you had paid employment please indicate the approximate number of hours you worked per week.

|                    | Response Percent | Response Total |
|--------------------|------------------|----------------|
| Less than 10 hours | 32.2%            | 3205           |
| 10 to 14 hours     | 31.7%            | 3152           |
| 15 to 19 hours     | 19.4%            | 1930           |
| 20 to 29 hours     | 10.1%            | 1005           |
| 30 or more hours   | 4.3%             | 432            |
| No answer          | 2.2%             | 221            |

3. Please indicate any college degrees you had earned prior to entering the Doctor of Pharmacy program. (Check all that apply)

|   | Response Percent | Response Total |
|---|------------------|----------------|
| Did not have a degree prior to entering program | N/A              | 4280           |
| Associate's                                     | N/A              | 1192           |
| B.S., B.A. or Other Bachelor's                  | N/A              | 6162           |
| Master's; please specify type:                  | N/A              | 319            |
| JD or Other Law                                 | N/A              | 7              |
| Ph.D.   | N/A              | 34             |
| M.D., D.D.S. or other Professional Doctorate    | N/A              | 23             |
| Other Doctorate                                 | N/A              | 28             |

2018 Graduating Student Survey

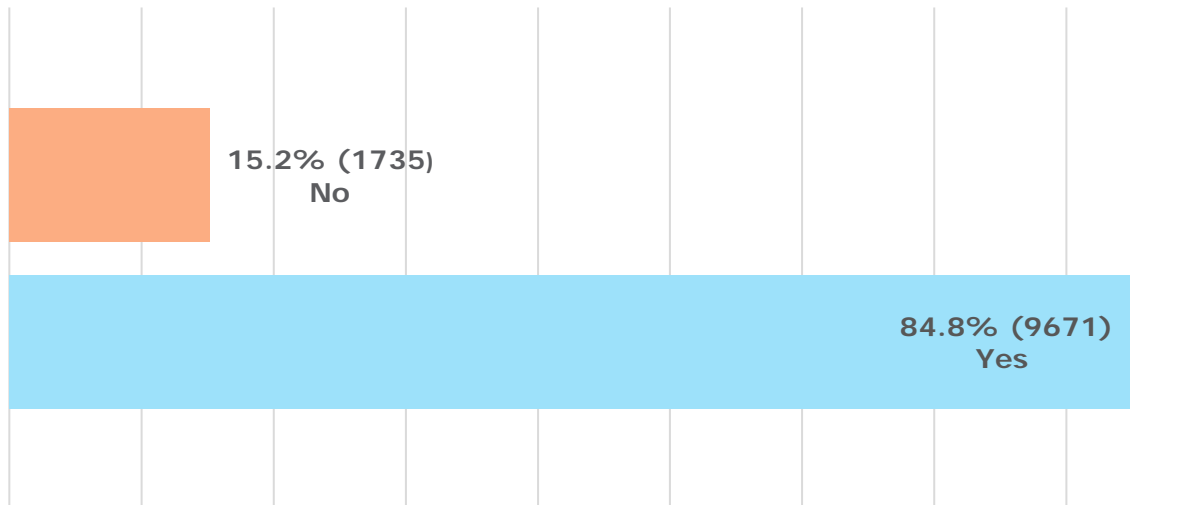
4(a). What are your current plans for primary employment upon your graduation from the college/school of pharmacy? (Check all that apply)

|   | Response Percent | Response Total |
|---|------------------|----------------|
| Chain community pharmacy                      | N/A              | 5947           |
| Independent community pharmacy                | N/A              | 2376           |
| Hospital                                      | N/A              | 4937           |
| Clinic-based pharmacy                         | N/A              | 1754           |
| Consultant                                    | N/A              | 572            |
| Home care                                     | N/A              | 258            |
| Nursing home/Long-term care facility          | N/A              | 675            |
| Academia                                      | N/A              | 631            |
| Association management                        | N/A              | 65             |
| Pharmaceutical industry                       | N/A              | 841            |
| Managed Care                                  | N/A              | 550            |
| Government or regulatory agency               | N/A              | 499            |
| Other Pharmacy Related Field; please specify: | N/A              | 581            |
| Non-pharmacy related field; please specify:   | N/A              | 66             |
| No plans for employment in the coming year    | N/A              | 358            |

4(b). What are your current plans upon your graduation from the college/school of pharmacy? (Check all that apply)

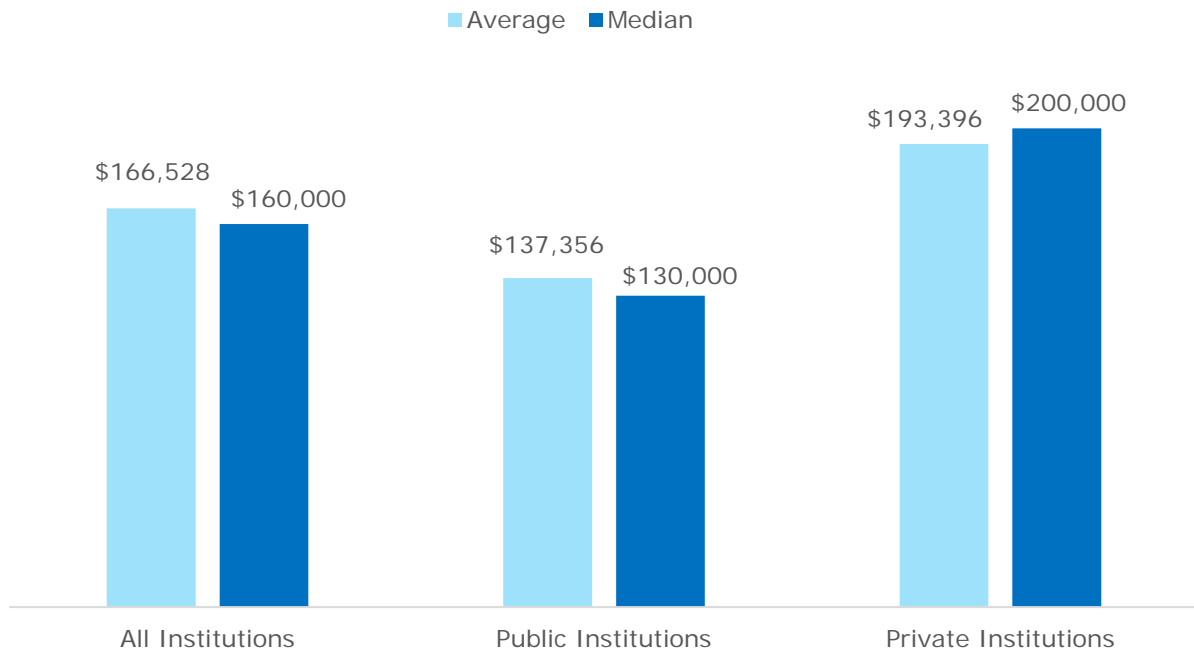
|   | Response Percent | Response Total |
|---|------------------|----------------|
| Pharmacy Residency Program                        | N/A              | 3307           |
| Pharmacy Ph.D. Program                            | N/A              | 325            |
| Master's; please specify type:                    | N/A              | 470            |
| JD or Other Law Program                           | N/A              | 57             |
| Other Health Professions (MD, DDS, DVM, etc.)     | N/A              | 128            |
| Non-Pharmacy Ph.D. Program                        | N/A              | 47             |
| Fellowship  | N/A              | 389            |
| No Plans for Further Education in the coming year | N/A              | 6989           |

5. Have you borrowed money to help pay for your college expenses in the Pharm.D. degree program?

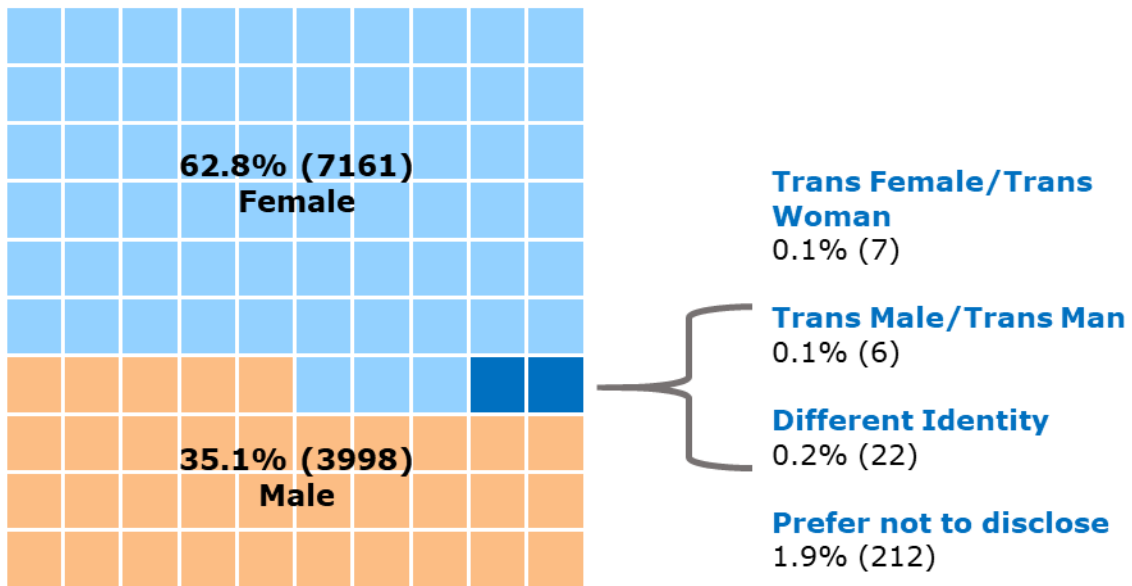


6. If you borrowed to help pay for your college expenses in the Pharm.D. degree program, please estimate how much you will owe at date of graduation:

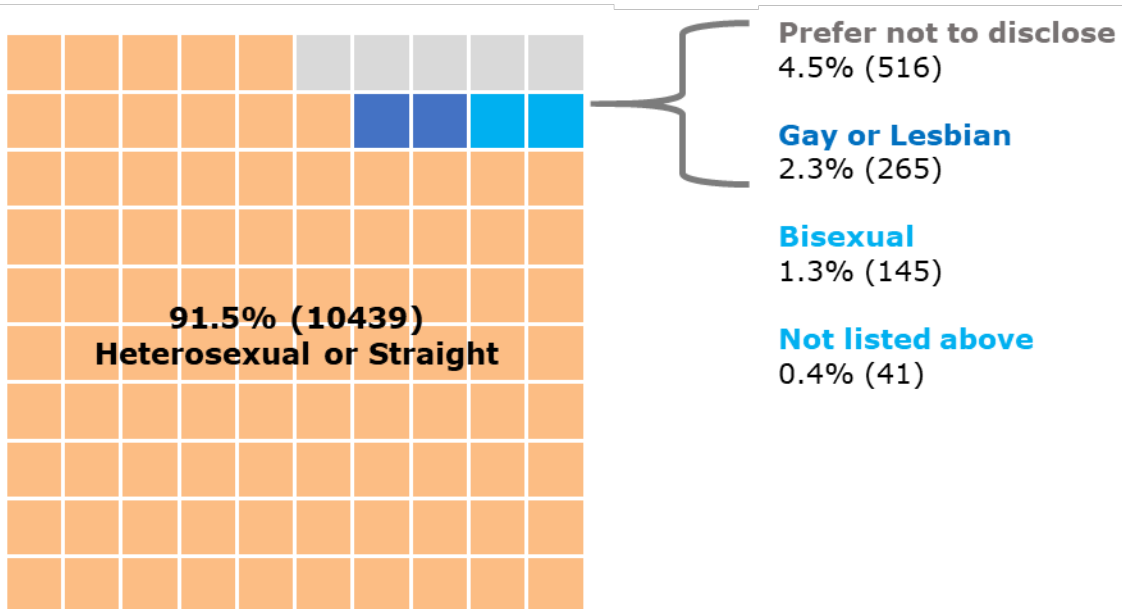
Amounts Borrowed to Finance Pharm.D. Education



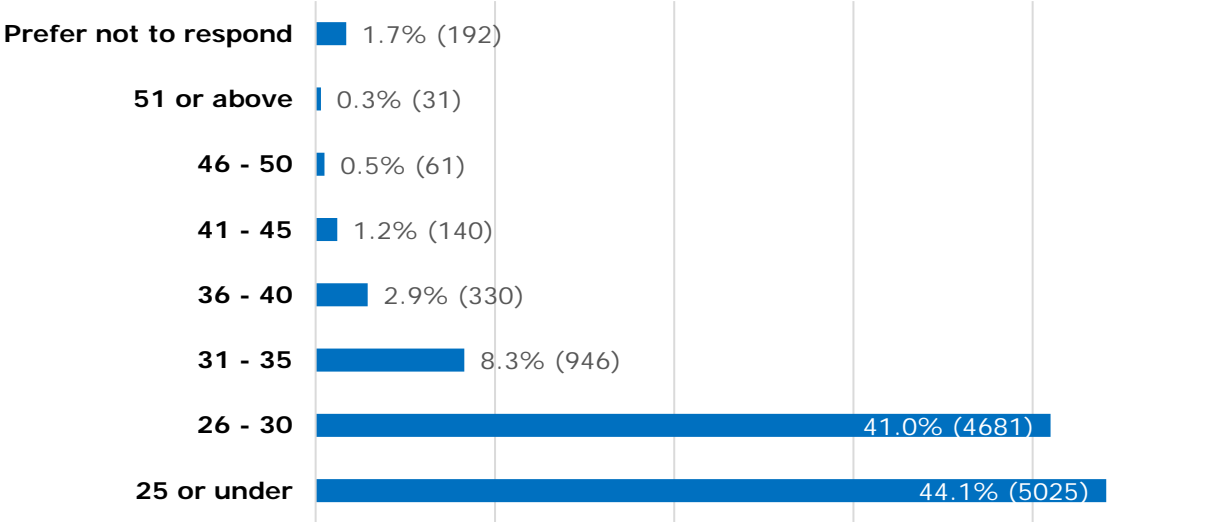
7(a). How do you describe yourself?



7(b). Do you consider yourself to be:



8. Age



**Section II: Required Interprofessional Education**

**9. What required curricular activities (didactic or experiential) did you participate in where you had the opportunity to learn with other health professions students? (Check all that apply).**

|  | Response Percent | Response Total |
|--|------------------|----------------|
| Lectures   | N/A              | 7778           |
| Patient-centered case problems   | N/A              | 8613           |
| Clinical simulations   | N/A              | 7577           |
| Active engagement with patients  | N/A              | 6545           |
| Community projects, service learning                                       | N/A              | 6133           |
| Team skills training   | N/A              | 5559           |
| Online coursework  | N/A              | 4171           |
| Clinical Labs  | N/A              | 4766           |
| IPPE   | N/A              | 8174           |
| APPE   | N/A              | 10207          |
| Research or Capstone projects  | N/A              | 2742           |
| Other; please specify:   | N/A              | 167            |
| Did not participate in any required interprofessional education activities | N/A              | 98             |

**10. With which other professions students have you had the opportunity to participate or interact in required educational activities as indicated above? (Check all that apply).**

|  | Response Percent | Response Total |
|--|------------------|----------------|
| Dentistry  | N/A              | 3483           |
| Nursing  | N/A              | 9117           |
| Occupational therapy   | N/A              | 3429           |
| Osteopathic medicine (DO)  | N/A              | 3374           |
| Allopathic medicine (MD)   | N/A              | 5358           |
| Physical therapy   | N/A              | 5103           |
| Physician assistant  | N/A              | 5658           |
| Psychology   | N/A              | 1491           |
| Public health  | N/A              | 1872           |
| Social work  | N/A              | 4513           |
| Veterinary medicine  | N/A              | 757            |
| Other ; please specify:  | N/A              | 559            |
| Did not participate in any required interprofessional education activities | N/A              | 367            |

Please indicate the degree to which you agree or disagree with the statement below.

|   | Strongly Agree  | Agree                         | Disagree      | Strongly Disagree | Unable to Comment |
|---|-----------------|-------------------------------|---------------|-------------------|-------------------|
| 11. The learning experience with other professions students helped me gain a better understanding of how to be part of a multi-disciplinary team to improve patient outcomes. | 38.8%<br>(4430) | <b>51.6%</b><br><b>(5884)</b> | 4.5%<br>(516) | 2.0%<br>(232)     | 3.0%<br>(345)     |



**Section III: Professional Competencies/Outcomes/Curriculum****Domain 1: Foundational Knowledge**

|  | <b>Strongly Agree</b> | <b>Agree</b>                  | <b>Disagree</b> | <b>Strongly Disagree</b> | <b>Unable to Comment</b> |
|--|-----------------------|-------------------------------|-----------------|--------------------------|--------------------------|
| 12. Apply knowledge from the foundational pharmaceutical and biomedical sciences to the provision of patient care. | 43.4%<br>(4947)       | <b>53.3%</b><br><b>(6077)</b> | 2.1%<br>(243)   | 0.5%<br>(56)             | 0.7%<br>(84)             |
| 13. Apply knowledge from the clinical sciences to the provision of patient care.                                   | 48.1%<br>(5487)       | <b>49.4%</b><br><b>(5631)</b> | 1.6%<br>(180)   | 0.4%<br>(41)             | 0.6%<br>(68)             |
| 14. Evaluate scientific literature.  | 40.9%<br>(4660)       | <b>53.3%</b><br><b>(6077)</b> | 4.1%<br>(472)   | 1.1%<br>(121)            | 0.7%<br>(77)             |

**Domain 2: Essentials for Practice**

|   | <b>Strongly Agree</b>         | <b>Agree</b>                  | <b>Disagree</b> | <b>Strongly Disagree</b> | <b>Unable to Comment</b> |
|---|-------------------------------|-------------------------------|-----------------|--------------------------|--------------------------|
| 15. Provide medication expertise as part of patient-centered care.  | <b>51.0%</b><br><b>(5814)</b> | 46.6%<br>(5321)               | 1.4%<br>(159)   | 0.4%<br>(46)             | 0.6%<br>(67)             |
| 16. Optimize the safety and efficacy of medication use systems (e.g., dispensing, administration, effects monitoring) to manage patient healthcare needs. | 48.0%<br>(5472)               | <b>48.9%</b><br><b>(5573)</b> | 2.1%<br>(241)   | 0.4%<br>(45)             | 0.7%<br>(76)             |
| 17. Design strategies to manage chronic disease and improve health and wellness.  | <b>48.6%</b><br><b>(5542)</b> | 48.5%<br>(5527)               | 2.0%<br>(224)   | 0.4%<br>(40)             | 0.6%<br>(74)             |
| 18. Assess the health needs of a given patient population.  | 43.9%<br>(5011)               | <b>52.2%</b><br><b>(5949)</b> | 2.7%<br>(312)   | 0.4%<br>(49)             | 0.8%<br>(86)             |
| 19. Provide patient-centered care based on evidence-based best practices.   | <b>52.0%</b><br><b>(5927)</b> | 45.7%<br>(5216)               | 1.4%<br>(154)   | 0.4%<br>(45)             | 0.6%<br>(65)             |

**Domain 3: Approach to Practice and Care**

|  | <b>Strongly Agree</b>         | <b>Agree</b>                  | <b>Disagree</b> | <b>Strongly Disagree</b> | <b>Unable to Comment</b> |
|--|-------------------------------|-------------------------------|-----------------|--------------------------|--------------------------|
| 20. Design, implement and evaluate viable solutions to patient care problems.                                      | 43.3%<br>(4939)               | <b>53.6%</b><br><b>(6116)</b> | 2.1%<br>(238)   | 0.4%<br>(41)             | 0.6%<br>(73)             |
| 21. Use effective strategies to educate patients, healthcare professionals and caregivers to improve patient care. | 48.0%<br>(5480)               | <b>49.4%</b><br><b>(5631)</b> | 1.6%<br>(185)   | 0.4%<br>(40)             | 0.6%<br>(71)             |
| 22. Advocate for the patient best interest.  | <b>49.8%</b><br><b>(5684)</b> | 47.2%<br>(5388)               | 1.8%<br>(211)   | 0.4%<br>(45)             | 0.7%<br>(79)             |
| 23. Engage as a member of an interprofessional healthcare team.  | 47.3%<br>(5394)               | <b>48.7%</b><br><b>(5557)</b> | 2.7%<br>(308)   | 0.6%<br>(67)             | 0.7%<br>(81)             |

## 2018 Graduating Student Survey

|  |                               |                               |               |               |               |
|--|-------------------------------|-------------------------------|---------------|---------------|---------------|
| 24. Identify cultural disparities in healthcare.   | 39.4%<br>(4490)               | <b>52.5%</b><br><b>(5987)</b> | 5.7%<br>(655) | 1.1%<br>(124) | 1.3%<br>(151) |
| 25. Recognize and address cultural disparities in access to and delivery of healthcare.                                | 38.7%<br>(4413)               | <b>52.8%</b><br><b>(6028)</b> | 5.9%<br>(674) | 1.2%<br>(136) | 1.4%<br>(156) |
| 26. Effectively communicate (verbal, non-verbal, written) when interacting with individuals, groups and organizations. | <b>48.6%</b><br><b>(5547)</b> | 48.0%<br>(5477)               | 2.1%<br>(240) | 0.6%<br>(63)  | 0.7%<br>(80)  |

### Domain 4: Personal and Professional Development

|   | Strongly Agree                | Agree                         | Disagree      | Strongly Disagree | Unable to Comment |
|---|-------------------------------|-------------------------------|---------------|-------------------|-------------------|
| 27. Examine and reflect on how my behavior and choices affect my personal and professional growth.                      | 47.1%<br>(5375)               | <b>47.5%</b><br><b>(5424)</b> | 3.4%<br>(388) | 0.8%<br>(94)      | 1.1%<br>(126)     |
| 28. Accept responsibility for creating and achieving shared goals.  | 47.6%<br>(5434)               | <b>48.5%</b><br><b>(5533)</b> | 2.3%<br>(258) | 0.6%<br>(66)      | 1.0%<br>(116)     |
| 29. Develop new ideas and approaches to practice.   | 39.1%<br>(4462)               | <b>52.6%</b><br><b>(5999)</b> | 5.9%<br>(670) | 1.0%<br>(117)     | 1.4%<br>(159)     |
| 30. Act in a manner consistent with the trust given to pharmacists by patients, other healthcare providers and society. | <b>52.5%</b><br><b>(5983)</b> | 45.2%<br>(5157)               | 1.2%<br>(136) | 0.4%<br>(49)      | 0.7%<br>(82)      |

The following statements refer to the curriculum of the Doctor of Pharmacy program at your college/school of pharmacy and/or your experiences with the curriculum.

|   | Strongly Agree                | Agree                         | Disagree      | Strongly Disagree | Unable to Comment |
|---|-------------------------------|-------------------------------|---------------|-------------------|-------------------|
| 31. I developed the skills needed to prepare me for continuous professional development and self-directed life-long learning.                                     | <b>50.1%</b><br><b>(5717)</b> | 46.7%<br>(5329)               | 1.8%<br>(210) | 0.5%<br>(61)      | 0.8%<br>(90)      |
| 32. I was provided opportunities to engage in active learning (e.g., laboratories, recitations, student portfolios, problem-based learning, in-class activities). | <b>52.0%</b><br><b>(5931)</b> | 45.3%<br>(5163)               | 1.6%<br>(179) | 0.5%<br>(55)      | 0.7%<br>(79)      |
| 33. Elective didactic courses permitted exploration of and/or advanced study in areas of professional interest.   | 45.5%<br>(5194)               | <b>47.1%</b><br><b>(5373)</b> | 4.7%<br>(535) | 1.4%<br>(164)     | 1.2%<br>(141)     |

**Section IV: Pharmacy Practice Experiences**

The following statements refer to your introductory pharmacy practice experiences. Introductory pharmacy practice experiences include any rotations that occur prior to the final professional year in the curriculum and may include activities such as shadowing of practitioners, interviews with real patients, and/or service learning. Please indicate the degree to which you agree or disagree with each statement.

|  | Strongly Agree  | Agree                         | Disagree        | Strongly Disagree | Unable to Comment |
|--|-----------------|-------------------------------|-----------------|-------------------|-------------------|
| 34. My introductory pharmacy practice experiences were valuable in helping me to prepare for my advanced pharmacy practice experiences.                          | 29.7%<br>(3386) | <b>54.6%</b><br><b>(6231)</b> | 11.9%<br>(1352) | 3.1%<br>(349)     | 0.8%<br>(89)      |
| 35. My introductory pharmacy practice experiences permitted my involvement in direct patient care responsibilities in both community and institutional settings. | 30.4%<br>(3472) | <b>54.8%</b><br><b>(6246)</b> | 11.2%<br>(1277) | 2.8%<br>(322)     | 0.8%<br>(90)      |
| 36. My introductory pharmacy practice experiences were of high quality.  | 28.6%<br>(3259) | <b>52.6%</b><br><b>(6000)</b> | 14.3%<br>(1627) | 3.2%<br>(369)     | 1.3%<br>(152)     |

The following statements refer to your advanced pharmacy practice experiences. Advanced pharmacy practice experiences form the core of the final professional year of the curriculum. Please indicate the degree to which you agree or disagree with each statement.

|  | Strongly Agree                | Agree                         | Disagree      | Strongly Disagree | Unable to Comment |
|--|-------------------------------|-------------------------------|---------------|-------------------|-------------------|
| 37. In the community pharmacy setting, I was able to engage in direct patient care.  | <b>54.8%</b><br><b>(6251)</b> | 40.3%<br>(4593)               | 3.0%<br>(347) | 1.0%<br>(112)     | 0.9%<br>(104)     |
| 38. In the ambulatory care setting, I was able to engage in direct patient care.   | <b>62.3%</b><br><b>(7111)</b> | 34.0%<br>(3880)               | 1.9%<br>(214) | 0.7%<br>(79)      | 1.1%<br>(123)     |
| 39. In the hospital or health-system pharmacy setting, I was able to engage in direct patient care.  | <b>51.8%</b><br><b>(5908)</b> | 40.4%<br>(4614)               | 5.5%<br>(626) | 1.5%<br>(167)     | 0.8%<br>(92)      |
| 40. In the inpatient/acute care setting, I was able to engage in direct patient care.  | <b>56.7%</b><br><b>(6470)</b> | 39.0%<br>(4450)               | 2.5%<br>(282) | 0.8%<br>(86)      | 1.0%<br>(119)     |
| 41. The need for continuity of care (e.g., acute, chronic and wellness promoting patient care services) in outpatient and inpatient settings was emphasized in the advanced pharmacy practice experiences. | <b>51.4%</b><br><b>(5863)</b> | 44.4%<br>(5066)               | 2.8%<br>(323) | 0.5%<br>(53)      | 0.9%<br>(102)     |
| 42. The variety of the available advanced pharmacy practice experience electives met my needs as a student.  | <b>49.0%</b><br><b>(5593)</b> | 43.2%<br>(4933)               | 5.1%<br>(580) | 1.9%<br>(217)     | 0.7%<br>(84)      |
| 43. I was academically prepared to enter my advanced pharmacy practice experiences.  | 42.4%<br>(4831)               | <b>50.0%</b><br><b>(5701)</b> | 5.5%<br>(624) | 1.3%<br>(145)     | 0.9%<br>(106)     |
| 44. My advanced pharmacy practice experiences were of high quality.  | <b>49.5%</b><br><b>(5652)</b> | 45.0%<br>(5138)               | 3.4%<br>(389) | 0.9%<br>(99)      | 1.1%<br>(129)     |

The following statements refer to your overall (both introductory and advanced) advanced pharmacy practice experiences. Please indicate the degree to which you agree or disagree with each statement.

|  | Strongly Agree                | Agree           | Disagree      | Strongly Disagree | Unable to Comment |
|--|-------------------------------|-----------------|---------------|-------------------|-------------------|
| 45. My pharmacy practice experiences allowed me to have direct interaction with diverse patient populations (e.g., age, gender, socioeconomic, ethnic and/or cultural background, disease states, etc.). | <b>55.8%</b><br><b>(6370)</b> | 42.1%<br>(4797) | 1.3%<br>(145) | 0.3%<br>(37)      | 0.5%<br>(58)      |
| 46. My pharmacy practice experiences allowed me to collaborate with other health care professionals.   | <b>56.1%</b><br><b>(6405)</b> | 41.8%<br>(4765) | 1.3%<br>(144) | 0.3%<br>(30)      | 0.6%<br>(63)      |

## Section V: Student Services

Please indicate the degree to which you agree or disagree with the following statements regarding student services.

|   | Strongly Agree  | Agree                         | Disagree        | Strongly Disagree | Did Not Utilize |
|---|-----------------|-------------------------------|-----------------|-------------------|-----------------|
| 47. College/school provided access to academic advising.  | 38.1%<br>(4346) | <b>49.4%</b><br><b>(5630)</b> | 4.5%<br>(514)   | 1.5%<br>(166)     | 6.6%<br>(751)   |
| 48. College/school provided access to guidance on career planning.  | 27.9%<br>(3187) | <b>46.9%</b><br><b>(5349)</b> | 12.8%<br>(1461) | 3.9%<br>(449)     | 8.4%<br>(961)   |
| 49. College/school provided access to accommodation services as defined by the Americans with Disabilities Act (ADA).   | 30.0%<br>(3418) | <b>33.3%</b><br><b>(3794)</b> | 1.1%<br>(128)   | 0.6%<br>(66)      | 35.1%<br>(4001) |
| 50. College/school provided access to financial aid advising.   | 29.8%<br>(3395) | <b>48.1%</b><br><b>(5489)</b> | 6.9%<br>(790)   | 2.8%<br>(321)     | 12.4%<br>(1412) |
| 51. College/school provided access to student health and wellness services (e.g., immunizations, counseling services, campus pharmacy, primary care clinics, etc.). | 40.2%<br>(4586) | <b>47.8%</b><br><b>(5447)</b> | 3.8%<br>(432)   | 1.9%<br>(217)     | 6.4%<br>(725)   |

**Section VI: The Student Experience**

Please consider each of the following statements with regard to your experience as a student of the college/school of pharmacy. Please indicate the degree to which you agree or disagree with each statement.

|  | Strongly Agree                | Agree                         | Disagree        | Strongly Disagree | Unable to Comment |
|--|-------------------------------|-------------------------------|-----------------|-------------------|-------------------|
| 52. The college/school of pharmacy provided timely information about news, events and important matters within the college/school of pharmacy.                 | 35.8%<br>(4085)               | <b>52.7%</b><br><b>(6008)</b> | 7.3%<br>(830)   | 2.9%<br>(329)     | 1.4%<br>(155)     |
| 53. Information was made available to me about additional educational opportunities (e.g., residencies, fellowships, graduate school).                         | 39.1%<br>(4463)               | <b>52.1%</b><br><b>(5941)</b> | 5.8%<br>(656)   | 1.9%<br>(216)     | 1.1%<br>(131)     |
| 54. The college/school's administration responded to problems and issues of concern to the student body.   | 30.1%<br>(3430)               | <b>51.0%</b><br><b>(5815)</b> | 10.8%<br>(1228) | 5.1%<br>(577)     | 3.1%<br>(357)     |
| 55. I was aware of the process for raising issues with the college/school administration.  | 29.8%<br>(3403)               | <b>51.1%</b><br><b>(5830)</b> | 11.8%<br>(1342) | 3.1%<br>(355)     | 4.2%<br>(477)     |
| 56. I was aware that student representatives served on college/school committees with responsibility for curriculum and other matters.                         | 39.1%<br>(4456)               | <b>52.4%</b><br><b>(5982)</b> | 4.9%<br>(557)   | 1.9%<br>(221)     | 1.7%<br>(191)     |
| 57. The college/school of pharmacy was welcoming to students with diverse backgrounds.   | <b>47.8%</b><br><b>(5448)</b> | 46.5%<br>(5308)               | 2.3%<br>(257)   | 1.2%<br>(134)     | 2.3%<br>(260)     |
| 58. I know how to utilize college/school policies dealing with harassment and discrimination.  | 33.6%<br>(3833)               | <b>49.6%</b><br><b>(5657)</b> | 7.7%<br>(878)   | 1.8%<br>(209)     | 7.3%<br>(830)     |
| 59. The college/school of pharmacy had processes to communicate student perspectives to the faculty or administration.   | 36.1%<br>(4113)               | <b>52.6%</b><br><b>(5996)</b> | 5.8%<br>(662)   | 2.6%<br>(291)     | 3.0%<br>(345)     |
| 60. Faculty, administrators and staff served as positive role models for students.   | 41.4%<br>(4719)               | <b>50.4%</b><br><b>(5753)</b> | 4.4%<br>(501)   | 2.1%<br>(241)     | 1.7%<br>(193)     |
| 61. Preceptors modeled professional attributes and behaviors.  | 44.8%<br>(5105)               | <b>50.6%</b><br><b>(5767)</b> | 2.8%<br>(319)   | 0.8%<br>(95)      | 1.1%<br>(121)     |
| 62. Preceptors provided me with individualized instruction, guidance and evaluation.   | 45.2%<br>(5157)               | <b>50.2%</b><br><b>(5732)</b> | 2.7%<br>(306)   | 0.8%<br>(90)      | 1.1%<br>(122)     |
| 63. I was aware of expected behaviors with respect to professional and academic conduct.   | <b>52.5%</b><br><b>(5984)</b> | 45.6%<br>(5201)               | 0.8%<br>(89)    | 0.5%<br>(54)      | 0.7%<br>(79)      |
| 64. The college/school of pharmacy had an effective process to manage academic misconduct by students (e.g., plagiarism).                                      | 37.2%<br>(4248)               | <b>46.0%</b><br><b>(5248)</b> | 5.8%<br>(656)   | 4.0%<br>(451)     | 7.0%<br>(804)     |
| 65. The college/school of pharmacy had an effective process to manage professional misconduct by students (e.g., repeated tardiness/absences, drug diversion). | 36.1%<br>(4114)               | <b>46.4%</b><br><b>(5288)</b> | 6.4%<br>(733)   | 3.8%<br>(435)     | 7.3%<br>(837)     |

## 2018 Graduating Student Survey

|  |                 |                               |                 |               |               |
|--|-----------------|-------------------------------|-----------------|---------------|---------------|
| 66. The college/school's faculty and administration encouraged me to participate in regional, state or national pharmacy meetings. | 41.2%<br>(4701) | <b>49.1%</b><br><b>(5599)</b> | 5.5%<br>(626)   | 1.9%<br>(213) | 2.3%<br>(268) |
| 67. The college/school of pharmacy was supportive of student professional organizations.   | 46.7%<br>(5324) | <b>48.0%</b><br><b>(5470)</b> | 2.2%<br>(254)   | 1.3%<br>(146) | 1.9%<br>(213) |
| 68. I was aware of opportunities to participate in research activities with faculty.   | 34.5%<br>(3941) | <b>47.8%</b><br><b>(5448)</b> | 11.2%<br>(1282) | 3.7%<br>(425) | 2.7%<br>(312) |

## Section VII: Facilities, Experiential Sites and Educational Resources

The following statements refer to facilities, experiential sites and educational resources. Please indicate the degree to which you agree or disagree with each statement.

|   | Strongly Agree                | Agree                         | Disagree      | Strongly Disagree | Unable to Comment |
|---|-------------------------------|-------------------------------|---------------|-------------------|-------------------|
| 69. My campus learning environment was safe.  | <b>50.9%</b><br><b>(5809)</b> | 45.2%<br>(5151)               | 2.3%<br>(257) | 0.9%<br>(98)      | 0.8%<br>(92)      |
| 70. The information technology resources provided by the college/school of pharmacy and/or elsewhere on campus were conducive to learning.                                      | 45.6%<br>(5207)               | <b>48.0%</b><br><b>(5472)</b> | 3.7%<br>(426) | 1.6%<br>(186)     | 1.0%<br>(116)     |
| 71. The classrooms in the college/school of pharmacy or elsewhere on campus were conducive to learning.   | 44.0%<br>(5023)               | <b>48.8%</b><br><b>(5561)</b> | 4.9%<br>(554) | 1.6%<br>(183)     | 0.8%<br>(86)      |
| 72. The laboratories and other non-classroom environments were conducive to learning.   | 45.2%<br>(5154)               | <b>49.5%</b><br><b>(5641)</b> | 3.1%<br>(351) | 1.2%<br>(142)     | 1.0%<br>(119)     |
| 73. The study areas in the college/school of pharmacy or elsewhere on campus were conducive to learning.  | 42.2%<br>(4815)               | <b>48.0%</b><br><b>(5476)</b> | 5.8%<br>(659) | 3.0%<br>(337)     | 1.1%<br>(120)     |
| 74. The common spaces such as lounges, lobbies or other areas for relaxation and socialization available in the college/school of pharmacy or elsewhere on campus met my needs. | 40.7%<br>(4641)               | <b>46.5%</b><br><b>(5309)</b> | 8.1%<br>(922) | 3.4%<br>(388)     | 1.3%<br>(147)     |
| 75. Access to educational resources (e.g., library, electronic data bases) was conducive to learning.   | <b>50.6%</b><br><b>(5772)</b> | 45.4%<br>(5182)               | 2.1%<br>(237) | 1.2%<br>(135)     | 0.7%<br>(81)      |
| 76. During pharmacy practice experiences, access to educational resources (e.g., library, electronic data bases) was conducive to learning.                                     | <b>51.5%</b><br><b>(5874)</b> | 44.8%<br>(5109)               | 2.0%<br>(224) | 1.1%<br>(123)     | 0.7%<br>(77)      |

**Section VIII : Overall Impressions**

These statements refer to your overall impressions of the college/school and the profession of pharmacy. Please indicate the degree to which you agree or disagree with each statement.

|   | Strongly Agree  | Agree                         | Disagree        | Strongly Disagree | Unable to Comment |
|---|-----------------|-------------------------------|-----------------|-------------------|-------------------|
| 77. I am prepared to enter pharmacy practice.   | 40.1%<br>(4570) | <b>54.5%</b><br><b>(6212)</b> | 3.4%<br>(383)   | 0.7%<br>(80)      | 1.4%<br>(162)     |
| 78. If I were starting my college career over again I would choose to study pharmacy.   | 36.3%<br>(4142) | <b>41.3%</b><br><b>(4711)</b> | 11.4%<br>(1300) | 6.3%<br>(713)     | 4.7%<br>(541)     |
| 79. If I were starting my pharmacy program over again I would choose the same college/school of pharmacy. (If you select disagree or strongly disagree please indicate the reason why in the comment box at the end of this section.) | 40.2%<br>(4585) | <b>42.0%</b><br><b>(4786)</b> | 8.4%<br>(958)   | 5.7%<br>(646)     | 3.8%<br>(432)     |