

American Association of
Colleges of Pharmacy
Discover • Learn • Care • Improve Health

AACP

OFFICE OF
**INSTITUTIONAL
RESEARCH &
EFFECTIVENESS**

American Association of Colleges of Pharmacy Faculty Survey

2018 National Summary Report

July 2018

© 2018 American Association of Colleges of Pharmacy.

About the AACP Curriculum Quality Surveys

Graduating Student, Alumni, Preceptor, and Faculty surveys were first released in 2007 based on Standards 2007 with the purpose of helping member colleges and schools gather data for both continuous improvement and accreditation purposes. With the release of the Accreditation Council for Pharmacy Education (ACPE) Standards 2016, these curriculum quality perception surveys were revised by the AACP Institutional Research and Assessment Committee (IRAC), AACP staff, and ACPE staff in spring 2015 to reflect the changes in Standards 2016. The 2018 results reflect the third administration of these revised surveys.

2018 Administration

The Faculty Survey was made available for online access in the AACP Survey System on March 5, 2018. As of July 2018, 111 out of 143 (77.6%) colleges and schools of pharmacy administered the survey to their faculty. A total of five thousand, one hundred and eighty-nine (5,189) faculty were invited to complete the survey. Three thousand, seven hundred and nineteen (3,719) faculty submitted the survey for a total response rate of 71.7 percent (71.7%). Response rates per school ranged from 8.1 percent to 100 percent. For more information regarding this summary report or the administration of the survey, please contact the Office of Institutional Research and Effectiveness (data@aacp.org).

Faculty Satisfaction with Administration and Governance

In 2018, nearly 82 percent of faculty (81.6%) strongly agreed or agreed that their college or school's dean was an effective leader. 77 percent (77.0%) of faculty strongly agreed or agreed that administrators function as a unified team, representing a four point increase from 2017 (74.1%). Nearly 81 percent (80.9%) strongly agreed or agreed that administrators were aware of their needs/problems and over 74 percent (74.4%) strongly agreed or agreed that administrators were responsive to these needs/problems. Over 67 percent (67.3%) strongly agreed or agreed that they were given the opportunity to provide evaluative feedback to administrators, however 28.1 percent (28.1%) strongly disagreed or disagreed with this statement.

Faculty Development and Performance

Nearly 90 percent (89.9%) of faculty strongly agreed or agreed that they had access to documents that detail policies related to their performance as a faculty member. However, fewer faculty (80.3%) strongly agreed or agreed that their performance assessment criteria were explicit and clear. The number of faculty who strongly agreed or agreed that they received guidance on career development remained at similar levels from 2017 (66.1%) to 2018 (66.7%).

College/School Infrastructure

95 percent (95.0%) of faculty strongly agreed or agreed that their campus work environment was safe, a similar level reported in 2017. Over 79 percent (79.2%) strongly agreed or agreed that the college had physical facilities to effectively support academic program needs. However, only 64 percent (63.5%) strongly agreed or agreed that the college/school had a sufficient number of faculty.

Curriculum and Teaching

Eighty-eight percent (88.1%) of faculty strongly agreed or agreed that curricular collaboration among disciplines was encouraged at their college/school. Eighty-one percent (81.4%) strongly agreed or agreed that the college/school used programmatic assessment data to improve their curriculum, representing a one point increase from 2017 (80%).

2018 Faculty Survey National Summary Report

Total number of schools: 111 (52 public, 59 private)

Total number of responses: 3,719

Response Rate: 71.7%

Section I: Administration and Governance

The following statements refer to administration and governance. Please indicate the degree to which you agree or disagree with the following statements.

	Strongly Agree	Agree	Disagree	Strongly Disagree	Unable to Comment
1. The college/school's administrators (e.g., Dean, Associate/Assistant Dean, Department Chair, Program Directors) have clearly defined responsibilities.	34.1% (1267)	52.3% (1945)	8.4% (314)	2.3% (84)	2.9% (109)
2. The college/school's administrators function as a unified team.	26.9% (1001)	50.1% (1865)	14.8% (549)	4.2% (158)	3.9% (146)
3. The college/school's administrator(s) are aware of my needs/problems.	24.6% (914)	56.3% (2094)	12.4% (460)	3.8% (141)	3.0% (110)
4. The college/school's administrator(s) are responsive to my needs/problems.	24.0% (892)	50.4% (1873)	16.0% (596)	5.6% (210)	4.0% (148)
5. The Dean is an effective leader of the college/school.	39.3% (1463)	42.3% (1573)	8.6% (318)	5.4% (202)	4.4% (163)
6. I am given the opportunity to provide evaluative feedback of the administrators.	27.0% (1005)	40.3% (1498)	19.6% (729)	8.5% (317)	4.6% (170)
7. I am aware that my college/school has policies for dealing with harassment and discrimination.	59.5% (2212)	35.7% (1329)	2.4% (90)	1.0% (38)	1.3% (50)
8. The assessment processes are effective.	26.0% (968)	51.5% (1916)	12.9% (481)	3.7% (137)	5.8% (217)
9. The curriculum oversight processes are effective.	25.6% (952)	52.1% (1938)	13.6% (505)	3.8% (140)	4.9% (184)
10. The college/school provides opportunities for faculty participation in governance.	41.3% (1535)	47.2% (1754)	7.0% (261)	2.2% (81)	2.4% (88)

11. The college/school effectively employs strategic planning.	32.7% (1215)	49.2% (1828)	11.2% (416)	3.3% (121)	3.7% (139)
12. The college/school requested my input during the development of the current strategic plan.	42.6% (1584)	42.8% (1590)	6.3% (234)	2.0% (74)	6.4% (237)

Section II: Faculty Development and Performance

The following statements refer to faculty development and performance. Please indicate the degree to which you agree or disagree with the following statements.

	Strongly Agree	Agree	Disagree	Strongly Disagree	Unable to Comment
13. I have access to documents that detail policies related to my performance as a faculty member.	41.2% (1531)	48.7% (1811)	6.3% (233)	1.2% (46)	2.6% (98)
14. My performance assessment criteria are explicit and clear.	30.8% (1147)	49.5% (1842)	14.5% (539)	2.9% (109)	2.2% (82)
15. My allocation of effort has been clearly stated.	30.8% (1146)	48.4% (1800)	14.9% (555)	3.7% (137)	2.2% (81)
16. Criteria for my performance assessment are consistent with my responsibilities.	29.6% (1102)	50.3% (1872)	12.4% (463)	3.4% (127)	4.2% (155)
17. I receive formal feedback on my performance on a regular basis.	30.5% (1135)	49.4% (1838)	13.7% (511)	3.6% (133)	2.7% (102)
18. The performance feedback I receive is constructive.	31.2% (1161)	48.5% (1804)	10.2% (381)	3.4% (125)	6.7% (248)
19. The college/school consistently applies promotion and/or tenure policies and procedures.	33.7% (1254)	40.6% (1511)	9.8% (364)	4.3% (160)	11.6% (430)
20. I receive guidance on career development.	22.0% (817)	44.7% (1664)	21.9% (815)	5.6% (210)	5.7% (213)
21. Funds are available to support faculty development.	32.3% (1203)	47.5% (1766)	11.6% (432)	4.2% (155)	4.4% (163)
22. Programs are available to orient non-practice faculty to the pharmacy profession and professional education.	16.3% (606)	34.0% (1264)	17.8% (661)	5.7% (212)	26.2% (976)

23. Programs are available to improve teaching and to facilitate student learning.	34.6% (1288)	52.8% (1963)	7.9% (294)	2.2% (81)	2.5% (93)
24. Programs are available to develop competence in research and/or scholarship.	23.2% (864)	49.6% (1846)	17.6% (656)	4.9% (182)	4.6% (171)

Section III: Infrastructure

The following statements refer to the college/school infrastructure. Please indicate the degree to which you agree or disagree with the following statements.

	Strongly Agree	Agree	Disagree	Strongly Disagree	Unable to Comment
25. The college or school has a sufficient number of staff to effectively address programmatic needs.	19.5% (726)	43.9% (1631)	25.1% (934)	9.0% (336)	2.5% (92)
26. Faculty office space permits accomplishment of my responsibilities.	45.3% (1684)	46.0% (1711)	5.9% (218)	2.2% (80)	0.7% (26)
27. The college or school has resources to effectively address research/scholarship needs.	20.6% (766)	48.6% (1807)	20.4% (757)	6.3% (234)	4.2% (155)
28. The college or school has resources to effectively address instructional technology needs.	29.0% (1080)	51.0% (1896)	13.4% (498)	4.2% (158)	2.3% (87)
29. The college has physical facilities to effectively support academic program needs.	29.6% (1100)	49.6% (1845)	15.2% (567)	4.2% (157)	1.3% (50)
30. The college/school has a sufficient number of faculty.	21.5% (798)	42.0% (1563)	25.0% (930)	8.6% (321)	2.9% (107)
31. My campus work environment is safe.	49.9% (1856)	45.1% (1678)	3.0% (111)	1.2% (45)	0.8% (29)

Section IV: Curriculum, Teaching, and Assessment

The following statements refer to the PharmD curriculum, teaching and assessment. Please indicate the degree to which you agree or disagree with the following statements.

	Strongly Agree	Agree	Disagree	Strongly Disagree	Unable to Comment
32. The organization and structure of the curriculum is clear.	34.0% (1264)	52.6% (1957)	8.8% (326)	2.3% (84)	2.4% (88)
33. I understand how my instructional content fits into the curriculum.	42.4% (1578)	50.1% (1863)	4.0% (148)	1.0% (37)	2.5% (93)
34. The curriculum is taught at a depth that supports understanding of central concepts and principles.	34.3% (1274)	52.3% (1944)	8.1% (301)	1.8% (67)	3.6% (133)
35. Curricular collaboration among disciplines is encouraged at my college/school.	41.0% (1524)	47.1% (1752)	7.4% (274)	1.7% (62)	2.9% (107)
36. The college/school uses programmatic assessment data to improve the curriculum.	35.0% (1301)	46.4% (1724)	8.4% (313)	3.0% (110)	7.3% (271)

Section V: Developing and Supervising Students

The following statements refer to developing and supervising students. Please indicate the degree to which you agree or disagree with the following statements.

	Strongly Agree	Agree	Disagree	Strongly Disagree	Unable to Comment
37. The college/school provides an environment and culture that promote professional behavior among students, faculty, administrators, preceptors and staff.	39.6% (1473)	49.2% (1830)	7.2% (267)	2.7% (100)	1.3% (49)
38. The college/school has an effective process to manage academic misconduct by students (e.g., plagiarism).	35.8% (1330)	47.4% (1763)	9.3% (347)	2.9% (108)	4.6% (171)
39. The college/school has an effective process to manage professional misconduct by students (e.g., repeated tardiness/absences, drug diversion).	31.8% (1184)	44.9% (1669)	13.3% (496)	4.1% (151)	5.9% (219)

40. The college/school has an effective process to manage poor academic performance of students.	30.7% (1142)	48.7% (1812)	13.1% (487)	3.9% (144)	3.6% (134)
--	-----------------	-----------------	----------------	---------------	---------------

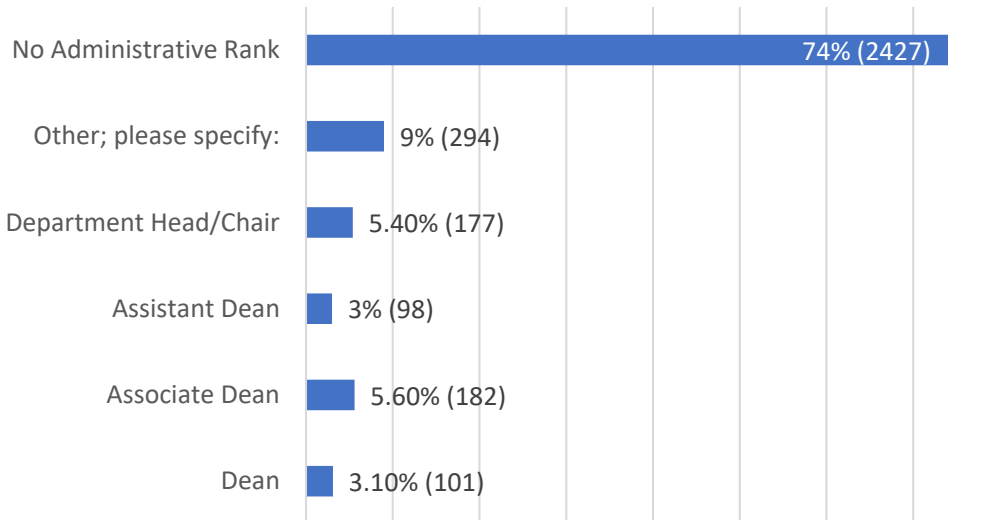
Section VI: Academic Roles

The following statements refer to academic roles. Please indicate the degree to which you agree or disagree with the following statements.

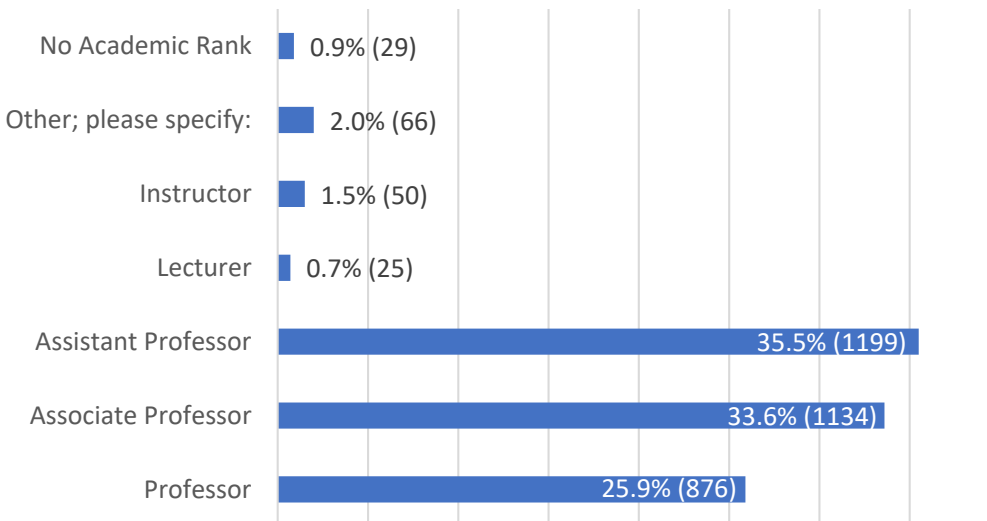
	Too Little	Appropriate	Too Much	Unable to Comment
41. In my opinion, the proportion of my time spent on teaching is:	2.3% (85)	77.5% (2884)	18.4% (686)	1.7% (64)
42. In my opinion, the proportion of my time spent on research is:	31.4% (1166)	61.6% (2292)	2.3% (87)	4.7% (174)
43. In my opinion, the proportion of my time spent on service is:	2.2% (81)	74.6% (2776)	21.1% (784)	2.1% (78)
44. In my opinion, the proportion of my time spent on clinical service is:	4.9% (182)	46.0% (1710)	6.2% (229)	43.0% (1598)

Section VII: Demographic Questions

46. Highest Administrative Rank



47. Highest Academic Rank



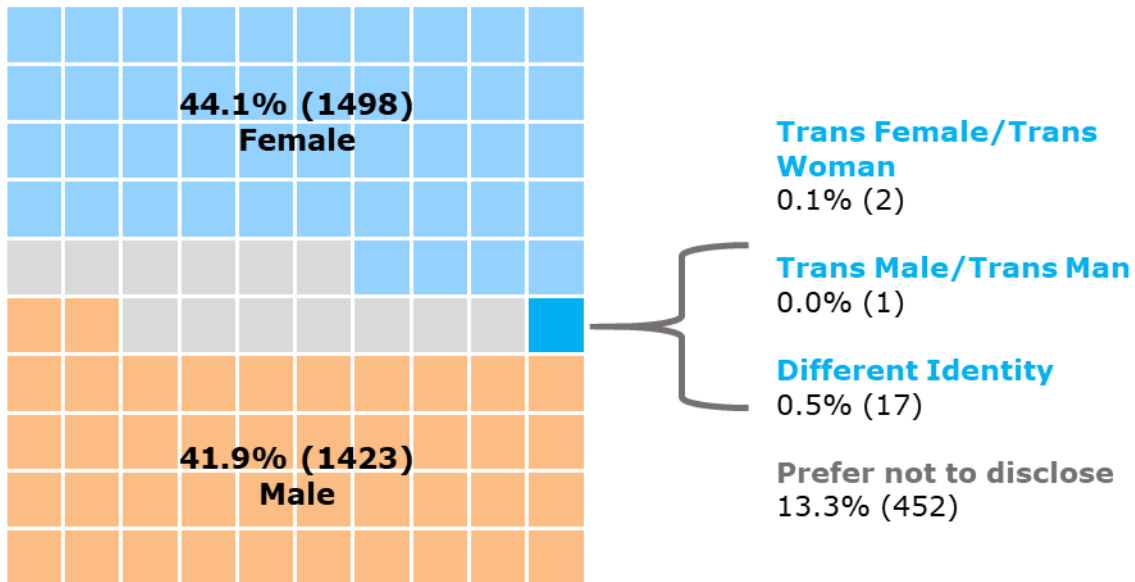
48. Tenure Status

	Response Percent	Response Total
Tenured	30.7%	1038
Nontenured, Tenure Track	15.2%	514
Nontenure track (please only select if your college/school has a tenure system)	40.5%	1369
Institution does not have a tenure system	13.5%	456

49. Teach Location

	Response Percent	Response Total
Main Campus	87.9%	2970
Distance/Satellite/Branch Campus	9.5%	320
Other	2.6%	87

50. How do you describe yourself?



51. Do you consider yourself to be:

