

American Association of
Colleges of Pharmacy
Discover • Learn • Care • Improve Health

AACP

OFFICE OF
**INSTITUTIONAL
RESEARCH &
EFFECTIVENESS**

American Association of Colleges of Pharmacy Alumni Survey

2018 National Summary Report

September 2018

© 2018 American Association of Colleges of Pharmacy.

About the AACP Curriculum Quality Surveys

Graduating Student, Alumni, Preceptor, and Faculty surveys were first released in 2007 based on Standards 2007 with the purpose of helping member colleges and schools gather data for both continuous improvement and accreditation purposes. With the release of the Accreditation Council for Pharmacy Education (ACPE) Standards 2016, these curriculum quality perception surveys were revised by the AACP Institutional Research and Assessment Committee (IRAC), AACP staff, and ACPE staff in spring 2015 to reflect the changes in Standards 2016. The 2018 results reflect the third administration of these revised surveys.

2018 Administration

The Alumni Survey was made available for online access in the AACP Survey System on May 7, 2018. As of September 2018, 75 out of 131 (57.3%) colleges and schools of pharmacy administered the survey to their 2013 - 2017 alumni classes. A total of 34,861 alumni were invited to complete the survey. Three thousand, six hundred and ninety-nine (3,699) alumni submitted the survey for a total response rate of nearly 11 percent (10.6%). Response rates per school ranged from less than 1 percent to nearly 46 percent. For more information regarding this summary report or the administration of the survey, please contact Nancy Nguyen, institutional research and effectiveness manager (nnguyen@aacp.org).

2018 Highlights

General Impressions

Nearly 72 percent (71.8%) of Pharm.D. alumni strongly agreed or agreed that if they were starting their education over today, they would choose pharmacy as a career. Over eighty-seven (87.2%) of alumni strongly agreed or agreed that the curriculum prepared them to enter their first pharmacy job (representing a 3 point decrease from alumni who strongly agreed or agreed in 2017).

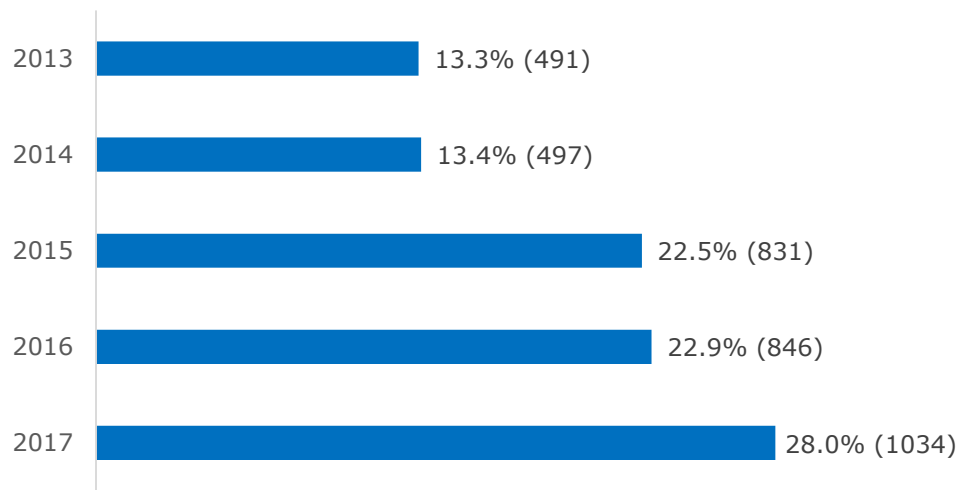
Over seventy-seven percent (77.3%) of Pharm.D. alumni strongly agreed or agreed that the college/school communicates effectively with alumni about college/school activities. Only fifty-eight percent (58.1%) of alumni strongly agreed or agreed that the current Dean encourages alumni to stay involved. However, over eighty-two percent (82.1%) of alumni strongly agreed or agreed that if they were starting their education over today, they would choose the same college/school of pharmacy.

2018 Alumni Survey National Summary Report

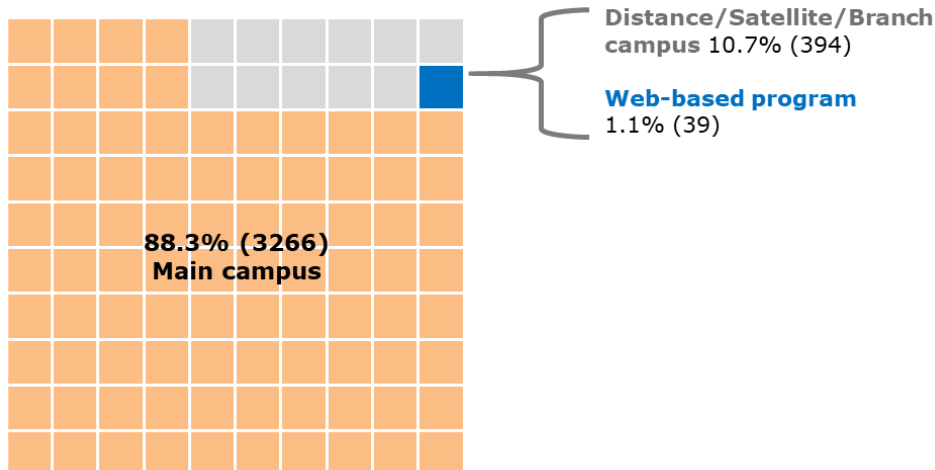
Total number of schools: 75 (33 public, 42 private)
Total number of responses: 3,699
Response Rate: 10.6%

Section I: Demographic Questions

1. Year of Graduation:



2. Please check the option below that best describes the learning environment in which you were enrolled:



3. In addition to receiving your Pharm.D. degree, have you completed or are you currently pursuing any type of postgraduate education/training?

	Response Percent	Response Total
Yes	39.0%	1444
No	61.0%	2255

4. If the answer to Question #3 above is "Yes"; please check all that apply.

	Response Percent	Response Total
Master's; please specify type:	N/A	302
Other Professional Doctorate (JD, M.D., D.D.S.)	N/A	19
Ph.D.	N/A	29
Residency in Pharmacy Practice (any type)	N/A	1022
Specialty Residency (e.g., Drug Information, Pediatric, Primary care)	N/A	439
Fellowship	N/A	119
Other; please specify type:	N/A	114

5. What is your level of involvement with the school or college?

	Response Percent	Response Total
None	34.7%	1285
Minimal	40.1%	1485
Moderate	19.0%	702
Heavy	6.1%	227

6. To what extent are you employed in pharmacy? (Check all that apply)

	Response Percent	Response Total
Part-time	N/A	278
Full time (35 hrs & above)	N/A	3213
Not currently practicing	N/A	173
No longer in pharmacy profession	N/A	23
Student (post graduate education/training)	N/A	172

7. In which state are you primarily practicing?*

	Response Percent	Response Total
NOT APPLICABLE	3.9%	145
Alabama (AL)	0.9%	33
Alaska (AK)	0.2%	7
American Samoa	0.0%	1
Arizona (AZ)	1.5%	55
Arkansas (AR)	0.7%	26
California (CA)	8.8%	323
Colorado (CO)	1.1%	42
Connecticut (CT)	1.9%	70
Delaware (DE)	0.0%	1
Dist. of Columbia (DC)	0.5%	17
Florida (FL)	6.1%	226
Georgia (GA)	3.7%	136
Hawaii (HI)	0.1%	2
Idaho (ID)	0.4%	14
Illinois (IL)	2.3%	83
Indiana (IN)	4.5%	164

2018 Alumni Survey

Iowa (IA)	0.8%	30
Kansas (KS)	4.6%	170
Kentucky (KY)	1.2%	44
Louisiana (LA)	1.2%	43
Maine (ME)	0.3%	10
Maryland (MD)	1.4%	53
Massachusetts (MA)	2.0%	75
Michigan (MI)	0.7%	26
Minnesota (MN)	0.6%	23
Mississippi (MS)	0.4%	16
Missouri (MO)	2.1%	76
Montana (MT)	0.1%	4
Nebraska (NE)	0.6%	21
Nevada (NV)	0.4%	15
New Hampshire (NH)	0.4%	13
New Jersey (NJ)	1.9%	70
New Mexico (NM)	2.3%	84
New York (NY)	5.3%	193
North Carolina (NC)	4.9%	181
North Dakota (ND)	0.1%	2
Ohio (OH)	4.1%	151
Oklahoma (OK)	2.9%	105
Oregon (OR)	2.5%	91
Pennsylvania (PA)	2.1%	79
Puerto Rico	0.2%	9
Rhode Island (RI)	1.0%	37
South Carolina (SC)	1.7%	62
South Dakota (SD)	0.1%	2
Tennessee (TN)	2.2%	81
Texas (TX)	7.8%	286
Utah (UT)	0.4%	14
Vermont (VT)	0.2%	6
Virgin Islands	0.0%	1
Virginia (VA)	1.8%	66
Washington (WA)	1.4%	52
West Virginia (WV)	0.6%	21
Wisconsin (WI)	3.1%	113
Wyoming (WY)	0.2%	6

8. In what type of setting are you primarily practicing or employed?

	Response Percent	Response Total
Chain community pharmacy	N/A	1217
Independent community pharmacy	N/A	333
Hospital	N/A	1321
Clinic-based pharmacy	N/A	378
Consultant	N/A	74
Home care	N/A	23
Nursing home/Long-term care facility	N/A	89
Academia	N/A	201
Association management	N/A	7
Pharmaceutical industry	N/A	134
Managed care	N/A	117
Government or regulatory agency	N/A	123
Other Pharmacy Related Field; please specify:	N/A	214
Non-Pharmacy related field; please specify:	N/A	17
Not currently employed	N/A	103

9. In which pharmacy organizations are you currently a member? (Check all that apply)

	Response Percent	Response Total
APhA	N/A	1073
ASHP	N/A	968
AMCP	N/A	77
AACP	N/A	108
ACCP	N/A	424
ASCP	N/A	55
NCPA	N/A	106
State Pharmacy Association	N/A	1059
Other; please specify:	N/A	420
None	N/A	1404

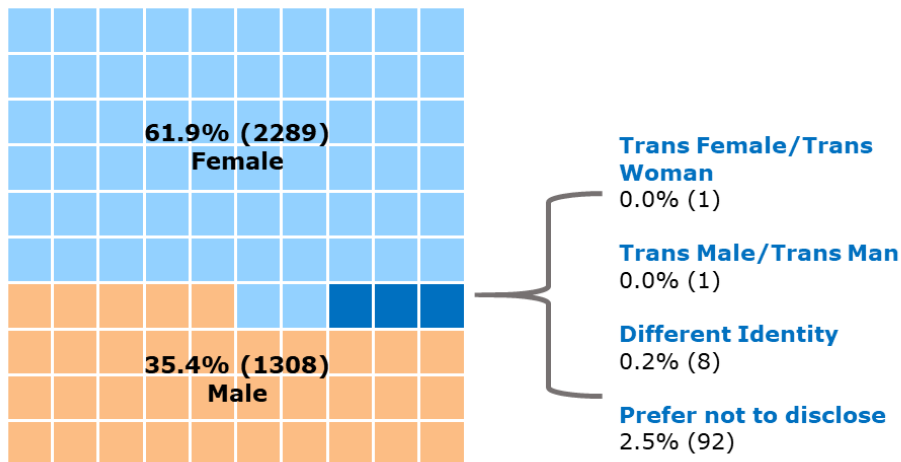
10. In the pharmacy organization with which you are most engaged, how would you assess your level of involvement?

	Response Percent	Response Total
Minimal (occasionally attend meetings)	73.8%	1694
Moderate (regularly attend meetings, occasionally serve on committees)	17.7%	407
Heavy (regularly serve on committees and/or serve as an officer)	8.5%	194

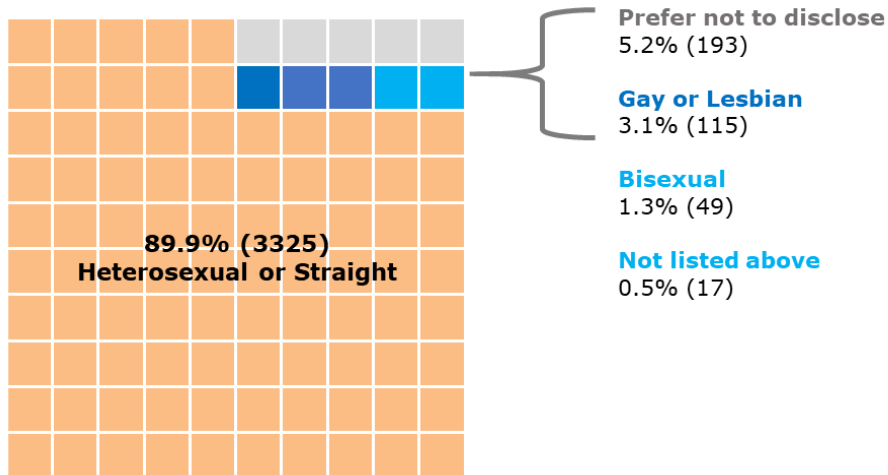
11. Are you currently serving, or have you served in the past as a preceptor for any pharmacy students?

	Response Percent	Response Total
Yes	47.0%	1738
No	53.0%	1961

12(a). How do you describe yourself?



12(b). Do you consider yourself to be:



Section II: Development/Communication

Please indicate the degree to which you agree or disagree with each statement.

	Strongly Agree	Agree	Disagree	Strongly Disagree	Unable to Comment
13. The college/school communicates effectively with alumni about college/school activities.	21.7% (803)	55.6% (2056)	13.5% (498)	3.7% (136)	5.6% (206)
14. The current Dean is providing leadership in pharmacy.	25.8% (955)	35.7% (1322)	4.1% (152)	2.8% (105)	31.5% (1165)
15. The current Dean encourages alumni to stay involved.	20.0% (741)	38.1% (1408)	12.0% (445)	4.2% (157)	25.6% (948)

When I was a student...

	Strongly Agree	Agree	Disagree	Strongly Disagree	Unable to Comment
16. The faculty displayed respect for their colleagues and students.	47.2% (1747)	46.1% (1705)	4.2% (155)	1.8% (65)	0.7% (27)
17. Faculty, administrators and staff served as positive role models for students.	49.3% (1825)	45.2% (1673)	3.2% (120)	1.4% (53)	0.8% (28)
18. I knew what the program outcomes were.	45.9% (1698)	46.2% (1709)	5.2% (192)	1.5% (54)	1.2% (46)
19. the curriculum provided opportunities to engage in active learning (e.g., laboratories, recitations, student portfolios, problem-based learning).	53.3% (1973)	41.8% (1545)	3.5% (129)	1.2% (43)	0.2% (9)
20. I was encouraged to assume responsibility for my own learning.	58.4% (2162)	38.6% (1427)	2.1% (76)	0.4% (16)	0.5% (18)

21. I was academically prepared to enter my advanced pharmacy practice experiences.	50.5% (1868)	42.4% (1569)	4.4% (164)	1.9% (69)	0.8% (29)
22. The curriculum prepared me to enter my first pharmacy job.	44.0% (1627)	43.3% (1600)	7.2% (267)	2.9% (108)	2.6% (97)
23. Information was made available to me about additional educational opportunities (e.g. residencies, fellowships, graduate school).	47.1% (1744)	41.5% (1534)	7.7% (286)	2.5% (92)	1.2% (43)
24. Elective didactic courses permitted exploration of and/or advanced study in areas of professional interest.	41.3% (1527)	44.7% (1653)	9.0% (332)	3.3% (122)	1.8% (65)
25. My pharmacy practice experiences were of high quality.	45.4% (1681)	45.1% (1668)	6.0% (223)	2.7% (101)	0.7% (26)

Section III: Curriculum

Domain 1: Foundational Knowledge

	Strongly Agree	Agree	Disagree	Strongly Disagree	Unable to Comment
26. Apply knowledge from the foundational pharmaceutical and biomedical sciences to the provision of patient care.	44.5% (1646)	49.6% (1835)	3.9% (144)	1.1% (42)	0.9% (32)
27. Apply knowledge from the clinical sciences to the provision of patient care.	50.0% (1848)	45.3% (1677)	3.0% (110)	1.0% (36)	0.8% (28)
28. Evaluate scientific literature.	41.4% (1530)	48.0% (1776)	7.8% (288)	2.2% (81)	0.6% (24)

Domain 2: Essentials for Practice

	Strongly Agree	Agree	Disagree	Strongly Disagree	Unable to Comment
29. Provide medication expertise as part of patient-centered care.	53.1% (1964)	43.1% (1594)	2.2% (82)	0.7% (27)	0.9% (32)
30. Optimize the safety and efficacy of medication use systems (e.g., dispensing, administration, effects monitoring) to manage patient healthcare needs.	47.9% (1773)	45.7% (1690)	4.5% (167)	1.0% (36)	0.9% (33)
31. Design strategies to manage chronic disease and improve health and wellness.	48.4% (1792)	46.0% (1701)	3.6% (134)	0.8% (30)	1.1% (42)
32. Assess the health needs of a given patient population.	43.4% (1605)	49.7% (1837)	4.9% (182)	1.0% (36)	1.1% (39)
33. Provide patient-centered care based on evidence-based best practices.	53.2% (1967)	42.5% (1571)	2.5% (93)	0.9% (33)	0.9% (35)

Domain 3: Approach to Practice and Care

	Strongly Agree	Agree	Disagree	Strongly Disagree	Unable to Comment
34. Design, implement and evaluate viable solutions to patient care problems.	43.6% (1611)	50.2% (1857)	4.1% (150)	1.0% (38)	1.2% (43)
35. Use effective strategies to educate patients, healthcare professionals and caregivers to improve patient care.	49.7% (1837)	45.6% (1685)	2.9% (109)	0.9% (35)	0.9% (33)
36. Advocate for the patient's best interest.	50.8% (1878)	44.5% (1645)	2.8% (102)	0.9% (35)	1.1% (39)
37. Engage as a member of an interprofessional healthcare team.	51.3% (1898)	42.3% (1564)	4.1% (151)	1.4% (50)	1.0% (36)
38. Identify cultural disparities in healthcare.	40.8% (1508)	48.0% (1775)	8.2% (303)	1.4% (53)	1.6% (60)
39. Recognize and address cultural disparities in access to and delivery of healthcare.	39.8% (1471)	48.0% (1774)	8.9% (329)	1.7% (62)	1.7% (63)
40. Effectively communicate (verbal, non-verbal, written) when interacting with individuals, groups and organizations.	51.8% (1917)	43.1% (1595)	3.3% (123)	1.1% (41)	0.6% (23)

Domain 4: Personal and Professional Development

	Strongly Agree	Agree	Disagree	Strongly Disagree	Unable to Comment
41. Examine and reflect on how my behavior and choices affect my personal and professional growth.	46.9% (1736)	45.3% (1674)	5.2% (191)	1.4% (52)	1.2% (46)
42. Accept responsibility for creating and achieving shared goals.	48.9% (1807)	44.9% (1660)	3.8% (142)	1.2% (45)	1.2% (45)
43. Develop new ideas and approaches to practice.	39.8% (1474)	47.8% (1768)	9.0% (334)	1.9% (72)	1.4% (51)
44. Act in a manner consistent with the trust given to pharmacists by patients, other healthcare providers and society.	57.4% (2124)	39.3% (1452)	1.3% (49)	1.1% (40)	0.9% (34)

Section IV: General Impressions

Please indicate the degree to which you agree or disagree with each statement.

	Strongly Agree	Agree	Disagree	Strongly Disagree	Unable to Comment
45. If I were starting my education over today, I would choose pharmacy as a career.	35.3% (1307)	36.5% (1351)	16.5% (610)	8.1% (299)	3.6% (132)
46. If I were starting my education over today, I would choose the same college/school of pharmacy.	50.6% (1871)	31.5% (1166)	8.7% (320)	5.8% (216)	3.4% (126)
47. I received a high quality pharmacy education.	56.8% (2100)	35.4% (1311)	4.4% (164)	2.0% (75)	1.3% (49)