

# American Association of Colleges of Pharmacy Graduating Student Survey

## 2019 National Summary Report

July 2019

© 2019 American Association of Colleges of Pharmacy.

## **About the AACP Curriculum Quality Surveys**

The Graduating Student, Alumni, Preceptor, and Faculty surveys were first released in 2007. These surveys were based on the Accreditation Council of Pharmacy Education's (ACPE) 2007 Standards with the intention of gathering continuous improvement data for the colleges and schools of pharmacy.

In spring 2015, the AACP Institutional Research and Assessment Committee (IRAC), AACP staff, and ACPE staff revised these curriculum quality perception surveys to accommodate changes with the release of ACPE's 2016 Standards. In 2018, IRAC decided to move the demographic questions on three of the curriculum quality surveys (Graduating Student, Preceptor, and Alumni) to the end of the survey instrument. The Faculty demographic question section was already at the end of the survey instrument. The 2019 results reflect the fourth administration of these revised surveys and first administration of the renumbered Graduating Student, Preceptor, and Alumni surveys.

## **2019 Administration**

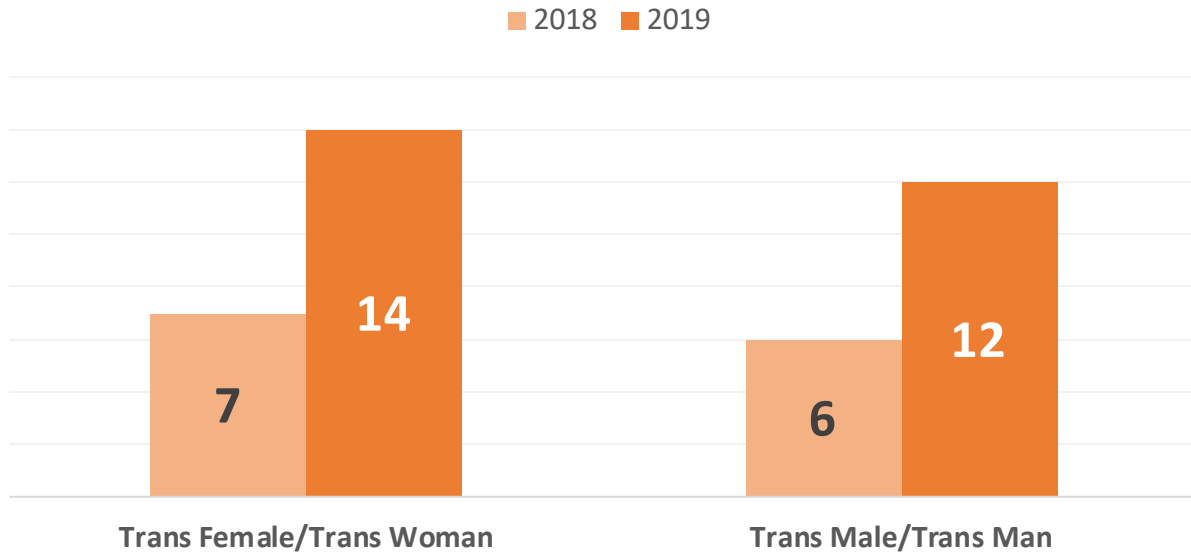
The Graduating Student Survey became available for online access in the AACP Survey System on March 4, 2019. As of July 2019, 135 out of the 137 (98.5%) colleges and schools of pharmacy that graduated students in 2019 administered the survey to their students. A total of fourteen thousand, seven hundred and five (14,705) graduating students were invited to complete the survey. Eleven thousand and forty-seven (11,047) graduating students submitted the survey for a total response rate of over seventy five percent (75.1%). Response rates per school ranged from nearly 5 percent (4.9%) to 100 percent. For more information regarding this summary report or the administration of the survey, please contact the Office of Institutional Research & Effectiveness at [data@aacp.org](mailto:data@aacp.org).

## 2019 Highlights

### Demographics

While the overall percentage of transgender respondents remains relatively low, 2019 saw an increase in the absolute number of respondents who identified as transgender (100% growth for those who identified as both trans female/trans women and trans male/trans men).

# of Respondents Who Identified as Transgender

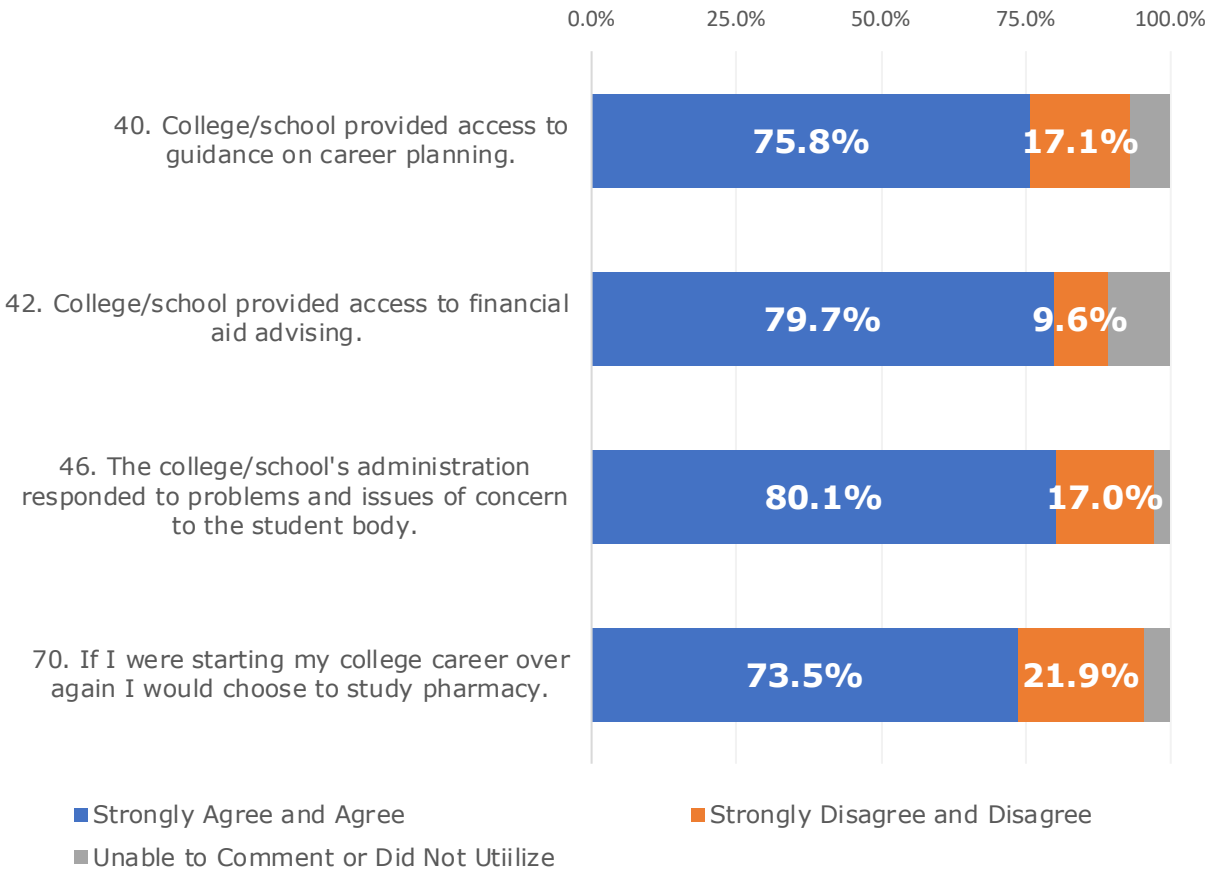


### The Student Experience

Over ninety-six percent (96.2%) of graduating students strongly agreed or agreed that their campus learning environment was safe and over 94 percent (94.3%) of graduating students strongly agreed or agreed that their college/school of pharmacy was welcoming to students with diverse backgrounds. A greater proportion of graduating students strongly agreed that they were prepared to engage as a member of an interprofessional healthcare team (49.4% in 2019 compared to 47.3% in 2018).

## 2019 Graduating Student Survey

The statements that graduating students agreed with the least were:



### **Overall Impressions**

Overall, 2019 graduating students reported positive perceptions of their college/school of pharmacy and the profession. Nearly ninety four percent (93.8%) of students reported that they strongly agreed or agreed they were prepared to enter pharmacy practice. Eighty one percent of graduating students strongly agreed or agreed that they would choose the same college/school of pharmacy if they were starting their pharmacy program over again.

## 2019 Graduating Student Survey National Summary Report

Total number of schools: 135 (65 public, 70 private)

Total number of responses: 11,047

Response Rate: 75.1%

### **Section I: Required Interprofessional Education**

**1. What required curricular activities (didactic or experiential) did you participate in where you had the opportunity to learn with other health professions students? (Check all that apply).**

	Response Percent	Response Total
Lectures	N/A	7370
Patient-centered case problems	N/A	8821
Clinical simulations	N/A	7993
Active engagement with patients	N/A	6642
Community projects, service learning	N/A	6003
Team skills training	N/A	6006
Online coursework	N/A	4360
Clinical Labs	N/A	4705
IPPE	N/A	7987
APPE	N/A	9936
Research or Capstone projects	N/A	2905
Other; please specify:	N/A	193
Did not participate in any required interprofessional education activities	N/A	55

**2. With which other professions students have you had the opportunity to participate or interact in required educational activities as indicated above? (Check all that apply).**

	Response Percent	Response Total
Dentistry	N/A	4031
Nursing	N/A	9049
Occupational therapy	N/A	3625
Osteopathic medicine (D.O.)	N/A	3677
Allopathic medicine (M.D.)	N/A	5518
Physical therapy	N/A	5428
Physician assistant	N/A	5901
Psychology	N/A	1625
Public health	N/A	2195
Social work	N/A	4783
Veterinary medicine	N/A	733
Other; please specify:	N/A	650
Did not participate in any required interprofessional education activities	N/A	192

Please indicate the degree to which you agree or disagree with the statement below.

	Strongly Agree	Agree	Disagree	Strongly Disagree	Unable to Comment
3. The learning experience with other professions students helped me gain a better understanding of how to be part of a multi-disciplinary team to improve patient outcomes.	42.4% (4679)	<b>50.3%</b> <b>(5556)</b>	3.9% (434)	1.8% (202)	1.6% (176)

## **Section II: Professional Competencies/Outcomes/Curriculum**

### **The Pharm.D. Program prepared me to...**

#### **Domain 1: Foundational Knowledge**

	Strongly Agree	Agree	Disagree	Strongly Disagree	Unable to Comment
4. Apply knowledge from the foundational pharmaceutical and biomedical sciences to the provision of patient care.	44.5% (4912)	<b>51.9%</b> <b>(5737)</b>	2.3% (254)	0.8% (84)	0.5% (60)
5. Apply knowledge from the clinical sciences to the provision of patient care.	<b>49.1%</b> <b>(5420)</b>	48.3% (5337)	1.6% (180)	0.6% (69)	0.4% (41)
6. Evaluate scientific literature.	40.6% (4490)	<b>52.1%</b> <b>(5752)</b>	5.0% (553)	1.7% (189)	0.6% (63)

#### **Domain 2: Essentials for Practice**

	Strongly Agree	Agree	Disagree	Strongly Disagree	Unable to Comment
7. Provide medication expertise as part of patient-centered care.	<b>51.5%</b> <b>(5685)</b>	46.2% (5101)	1.5% (165)	0.5% (57)	0.4% (39)
8. Optimize the safety and efficacy of medication use systems (e.g., dispensing, administration, effects monitoring) to manage patient healthcare needs.	47.9% (5291)	<b>48.8%</b> <b>(5386)</b>	2.3% (250)	0.7% (75)	0.4% (45)
9. Design strategies to manage chronic disease and improve health and wellness.	<b>49.4%</b> <b>(5459)</b>	47.6% (5257)	2.0% (219)	0.6% (64)	0.4% (48)
10. Assess the health needs of a given patient population.	44.1% (4874)	<b>51.7%</b> <b>(5714)</b>	2.9% (324)	0.7% (78)	0.5% (57)
11. Provide patient-centered care based on evidence-based best practices.	<b>52.6%</b> <b>(5806)</b>	45.1% (4979)	1.4% (160)	0.6% (65)	0.3% (37)

**Domain 3: Approach to Practice and Care**

	<b>Strongly Agree</b>	<b>Agree</b>	<b>Disagree</b>	<b>Strongly Disagree</b>	<b>Unable to Comment</b>
12. Design, implement and evaluate viable solutions to patient care problems.	44.1% (4877)	<b>52.6%</b> <b>(5813)</b>	2.0% (226)	0.7% (76)	0.5% (55)
13. Use effective strategies to educate patients, healthcare professionals and caregivers to improve patient care.	<b>49.4%</b> <b>(5454)</b>	47.9% (5293)	1.7% (189)	0.6% (63)	0.4% (48)
14. Advocate for the patient best interest.	<b>51.3%</b> <b>(5672)</b>	45.7% (5043)	1.9% (205)	0.6% (66)	0.6% (61)
15. Engage as a member of an interprofessional healthcare team.	<b>49.4%</b> <b>(5460)</b>	46.8% (5168)	2.6% (292)	0.7% (76)	0.5% (51)
16. Identify cultural disparities in healthcare.	39.4% (4357)	<b>52.2%</b> <b>(5767)</b>	6.0% (661)	1.3% (140)	1.1% (122)
17. Recognize and address cultural disparities in access to and delivery of healthcare.	39.0% (4308)	<b>52.0%</b> <b>(5743)</b>	6.5% (723)	1.3% (144)	1.2% (129)
18. Effectively communicate (verbal, non-verbal, written) when interacting with individuals, groups and organizations.	<b>50.3%</b> <b>(5558)</b>	46.4% (5126)	2.1% (230)	0.7% (82)	0.5% (51)

**Domain 4: Personal and Professional Development**

	<b>Strongly Agree</b>	<b>Agree</b>	<b>Disagree</b>	<b>Strongly Disagree</b>	<b>Unable to Comment</b>
19. Examine and reflect on how my behavior and choices affect my personal and professional growth.	<b>47.8%</b> <b>(5276)</b>	47.1% (5208)	3.4% (379)	0.8% (92)	0.8% (92)
20. Accept responsibility for creating and achieving shared goals.	<b>48.0%</b> <b>(5300)</b>	47.8% (5279)	2.8% (310)	0.7% (78)	0.7% (80)
21. Develop new ideas and approaches to practice.	39.6% (4378)	<b>51.5%</b> <b>(5684)</b>	6.7% (738)	1.2% (128)	1.1% (119)
22. Act in a manner consistent with the trust given to pharmacists by patients, other healthcare providers and society.	<b>53.7%</b> <b>(5927)</b>	44.1% (4873)	1.1% (118)	0.7% (78)	0.5% (51)

The following statements refer to the curriculum of the Doctor of Pharmacy program at your college/school of pharmacy and/or your experiences with the curriculum.

	Strongly Agree	Agree	Disagree	Strongly Disagree	Unable to Comment
23. I developed the skills needed to prepare me for continuous professional development and self-directed life-long learning.	<b>51.1%</b> <b>(5642)</b>	45.4% (5012)	2.3% (254)	0.7% (76)	0.6% (63)
24. I was provided opportunities to engage in active learning (e.g., laboratories, recitations, student portfolios, problem-based learning, in-class activities).	<b>54.0%</b> <b>(5960)</b>	43.5% (4803)	1.6% (174)	0.6% (65)	0.4% (45)
25. Elective didactic courses permitted exploration of and/or advanced study in areas of professional interest.	<b>47.2%</b> <b>(5212)</b>	45.8% (5058)	4.5% (500)	1.5% (169)	1.0% (108)

### **Section III: Pharmacy Practice Experiences**

The following statements refer to your introductory pharmacy practice experiences. Introductory pharmacy practice experiences include any rotations that occur prior to the final professional year in the curriculum and may include activities such as shadowing of practitioners, interviews with real patients, and/or service learning. Please indicate the degree to which you agree or disagree with each statement.

	Strongly Agree	Agree	Disagree	Strongly Disagree	Unable to Comment
26. My introductory pharmacy practice experiences were valuable in helping me to prepare for my advanced pharmacy practice experiences.	31.5% (3482)	<b>53.3%</b> <b>(5891)</b>	11.6% (1282)	3.0% (332)	0.5% (60)
27. My introductory pharmacy practice experiences permitted my involvement in direct patient care responsibilities in both community and institutional settings.	33.1% (3660)	<b>53.0%</b> <b>(5852)</b>	10.7% (1185)	2.6% (289)	0.6% (61)
28. My introductory pharmacy practice experiences were of high quality.	30.1% (3327)	<b>52.3%</b> <b>(5774)</b>	13.4% (1478)	3.3% (362)	1.0% (106)



**The following statements refer to your advanced pharmacy practice experiences. Advanced pharmacy practice experiences form the core of the final professional year of the curriculum. Please indicate the degree to which you agree or disagree with each statement.**

	<b>Strongly Agree</b>	<b>Agree</b>	<b>Disagree</b>	<b>Strongly Disagree</b>	<b>Unable to Comment</b>
29. In the community pharmacy setting, I was able to engage in direct patient care.	<b>55.7% (6158)</b>	39.4% (4352)	3.1% (344)	1.0% (111)	0.7% (82)
30. In the ambulatory care setting, I was able to engage in direct patient care.	<b>64.3% (7104)</b>	31.9% (3529)	1.9% (207)	0.8% (93)	1.0% (114)
31. In the hospital or health-system pharmacy setting, I was able to engage in direct patient care.	<b>53.1% (5863)</b>	39.1% (4315)	5.3% (588)	1.7% (183)	0.9% (98)
32. In the inpatient/acute care setting, I was able to engage in direct patient care.	<b>58.5% (6466)</b>	37.3% (4122)	2.6% (283)	0.7% (77)	0.9% (99)
33. The need for continuity of care (e.g., acute, chronic and wellness promoting patient care services) in outpatient and inpatient settings was emphasized in the advanced pharmacy practice experiences.	<b>52.7% (5820)</b>	43.3% (4781)	2.6% (287)	0.7% (73)	0.8% (86)
34. The variety of the available advanced pharmacy practice experience electives met my needs as a student.	<b>50.3% (5555)</b>	41.7% (4602)	5.2% (576)	2.2% (248)	0.6% (66)
35. I was academically prepared to enter my advanced pharmacy practice experiences.	42.7% (4713)	<b>49.4% (5458)</b>	5.7% (625)	1.6% (176)	0.7% (75)
36. My advanced pharmacy practice experiences were of high quality.	<b>50.4% (5573)</b>	44.4% (4902)	3.5% (387)	1.0% (105)	0.7% (80)

**The following statements refer to your overall (both introductory and advanced) advanced pharmacy practice experiences. Please indicate the degree to which you agree or disagree with each statement.**

	<b>Strongly Agree</b>	<b>Agree</b>	<b>Disagree</b>	<b>Strongly Disagree</b>	<b>Unable to Comment</b>
37. My pharmacy practice experiences allowed me to have direct interaction with diverse patient populations (e.g., age, gender, socioeconomic, ethnic and/or cultural background, disease states, etc.).	<b>57.4% (6346)</b>	40.3% (4455)	1.4% (153)	0.5% (55)	0.3% (38)
38. My pharmacy practice experiences allowed me to collaborate with other health care professionals.	<b>57.9% (6399)</b>	40.0% (4415)	1.3% (145)	0.4% (48)	0.4% (40)

**Section IV: Student Services**

**Please indicate the degree to which you agree or disagree with the following statements regarding student services.**

	<b>Strongly Agree</b>	<b>Agree</b>	<b>Disagree</b>	<b>Strongly Disagree</b>	<b>Did Not Utilize</b>
39. College/school provided access to academic advising.	40.1% (4435)	<b>48.1%</b> <b>(5310)</b>	4.4% (486)	1.6% (180)	5.8% (636)
40. College/school provided access to guidance on career planning.	29.3% (3241)	<b>46.5%</b> <b>(5136)</b>	12.7% (1407)	4.3% (480)	7.1% (783)
41. College/school provided access to accommodation services as defined by the Americans with Disabilities Act (ADA).	32.0% (3540)	<b>33.0%</b> <b>(3650)</b>	1.4% (159)	0.7% (79)	32.8% (3619)
42. College/school provided access to financial aid advising.	32.3% (3573)	<b>47.3%</b> <b>(5227)</b>	6.7% (740)	2.9% (321)	10.7% (1186)
43. College/school provided access to student health and wellness services (e.g., immunizations, counseling services, campus pharmacy, primary care clinics, etc.).	41.3% (4566)	<b>46.6%</b> <b>(5143)</b>	3.9% (433)	1.8% (199)	6.4% (706)

**Section V: The Student Experience**

Please consider each of the following statements with regard to your experience as a student of the college/school of pharmacy. Please indicate the degree to which you agree or disagree with each statement.

	Strongly Agree	Agree	Disagree	Strongly Disagree	Unable to Comment
44. The college/school of pharmacy provided timely information about news, events and important matters within the college/school of pharmacy.	36.8% (4068)	<b>51.2%</b> <b>(5657)</b>	8.1% (897)	2.9% (318)	1.0% (107)
45. Information was made available to me about additional educational opportunities (e.g., residencies, fellowships, graduate school).	39.2% (4331)	<b>51.8%</b> <b>(5722)</b>	6.0% (661)	2.2% (242)	0.8% (91)
46. The college/school's administration responded to problems and issues of concern to the student body.	29.6% (3274)	<b>50.5%</b> <b>(5576)</b>	11.5% (1265)	5.5% (612)	2.9% (320)
47. I was aware of the process for raising issues with the college/school administration.	29.9% (3304)	<b>51.6%</b> <b>(5702)</b>	11.8% (1304)	3.2% (351)	3.5% (386)
48. I was aware that student representatives served on college/school committees with responsibility for curriculum and other matters.	40.3% (4455)	<b>51.6%</b> <b>(5701)</b>	5.0% (556)	1.7% (193)	1.3% (142)
49. The college/school of pharmacy was welcoming to students with diverse backgrounds.	<b>48.5%</b> <b>(5356)</b>	45.8% (5061)	2.2% (244)	1.4% (152)	2.1% (234)
50. I know how to utilize college/school policies dealing with harassment and discrimination.	35.4% (3912)	<b>48.8%</b> <b>(5388)</b>	7.7% (853)	2.0% (223)	6.1% (671)
51. The college/school of pharmacy had processes to communicate student perspectives to the faculty or administration.	37.3% (4122)	<b>52.0%</b> <b>(5741)</b>	5.9% (657)	2.3% (252)	2.5% (275)
52. Faculty, administrators and staff served as positive role models for students.	41.8% (4621)	<b>50.6%</b> <b>(5589)</b>	4.3% (476)	1.9% (207)	1.4% (154)
53. Preceptors modeled professional attributes and behaviors.	46.1% (5091)	<b>49.5%</b> <b>(5469)</b>	2.5% (277)	1.1% (121)	0.8% (89)
54. Preceptors provided me with individualized instruction, guidance and evaluation.	46.5% (5138)	<b>48.9%</b> <b>(5400)</b>	2.8% (307)	1.0% (109)	0.8% (93)
55. I was aware of expected behaviors with respect to professional and academic conduct.	<b>53.6%</b> <b>(5917)</b>	44.5% (4912)	0.9% (98)	0.7% (74)	0.4% (46)
56. The college/school of pharmacy had an effective process to manage academic misconduct by students (e.g., plagiarism).	37.8% (4175)	<b>44.6%</b> <b>(4925)</b>	6.5% (716)	4.5% (493)	6.7% (738)
57. The college/school of pharmacy had an effective process to manage professional misconduct by students (e.g., repeated tardiness/absences, drug diversion).	36.6% (4044)	<b>44.4%</b> <b>(4909)</b>	7.4% (814)	4.6% (506)	7.0% (774)

2019 Graduating Student Survey

	Strongly Agree	Agree	Disagree	Strongly Disagree	Unable to Comment
58. The college/school's faculty and administration encouraged me to participate in regional, state or national pharmacy meetings.	41.6% (4591)	<b>48.2%</b> <b>(5326)</b>	6.3% (693)	2.0% (220)	2.0% (217)
59. The college/school of pharmacy was supportive of student professional organizations.	46.9% (5184)	<b>47.6%</b> <b>(5258)</b>	2.5% (277)	1.2% (133)	1.8% (195)
60. I was aware of opportunities to participate in research activities with faculty.	35.4% (3914)	<b>46.5%</b> <b>(5135)</b>	11.9% (1318)	4.0% (441)	2.2% (239)

**Section VI: Facilities, Experiential Sites and Educational Resources**

The following statements refer to facilities, experiential sites and educational resources. Please indicate the degree to which you agree or disagree with each statement.

	<b>Strongly Agree</b>	<b>Agree</b>	<b>Disagree</b>	<b>Strongly Disagree</b>	<b>Unable to Comment</b>
61. My campus learning environment was safe.	<b>52.0%</b> <b>(5749)</b>	44.2% (4886)	2.4% (266)	0.7% (76)	0.6% (70)
62. The information technology resources provided by the college/school of pharmacy and/or elsewhere on campus were conducive to learning.	46.6% (5143)	<b>47.5%</b> <b>(5251)</b>	3.7% (410)	1.4% (159)	0.8% (84)
63. The classrooms in the college/school of pharmacy or elsewhere on campus were conducive to learning.	44.7% (4942)	<b>48.0%</b> <b>(5306)</b>	4.9% (546)	1.7% (188)	0.6% (65)
64. The laboratories and other non-classroom environments were conducive to learning.	46.3% (5111)	<b>48.2%</b> <b>(5322)</b>	3.2% (356)	1.3% (145)	1.0% (113)
65. The study areas in the college/school of pharmacy or elsewhere on campus were conducive to learning.	43.5% (4807)	<b>47.0%</b> <b>(5191)</b>	6.1% (672)	2.6% (290)	0.8% (87)
66. The common spaces such as lounges, lobbies or other areas for relaxation and socialization available in the college/school of pharmacy or elsewhere on campus met my needs.	41.7% (4606)	<b>46.2%</b> <b>(5107)</b>	7.8% (860)	3.3% (360)	1.0% (114)
67. Access to educational resources (e.g., library, electronic data bases) was conducive to learning.	<b>51.8%</b> <b>(5722)</b>	44.2% (4886)	2.3% (255)	1.2% (133)	0.5% (51)
68. During pharmacy practice experiences, access to educational resources (e.g., library, electronic data bases) was conducive to learning.	<b>52.5%</b> <b>(5801)</b>	44.0% (4857)	2.0% (221)	1.1% (117)	0.5% (51)

**Section VII: Overall Impressions**

These statements refer to your overall impressions of the college/school and the profession of pharmacy. Please indicate the degree to which you agree or disagree with each statement.

	Strongly Agree	Agree	Disagree	Strongly Disagree	Unable to Comment
69. I am prepared to enter pharmacy practice.	41.1% (4536)	<b>52.7%</b> <b>(5823)</b>	4.0% (445)	0.9% (102)	1.3% (141)
70. If I were starting my college career over again I would choose to study pharmacy.	34.3% (3785)	<b>39.2%</b> <b>(4332)</b>	14.1% (1561)	7.7% (853)	4.7% (516)
71. If I were starting my pharmacy program over again I would choose the same college/school of pharmacy. (If you select disagree or strongly disagree please indicate the reason why in the comment box at the end of this section.)	38.4% (4241)	<b>42.6%</b> <b>(4709)</b>	9.2% (1016)	6.1% (679)	3.6% (402)

Question 72 is an open-ended comment question and not included in this report.

**Section VIII: Demographic Information**

**73. Which of the following choice(s) describes the primary area of your paid outside work experiences while in the college/school?**

	<b>Response Percent</b>	<b>Response Total</b>
Community pharmacy	N/A	7706
Institutional pharmacy	N/A	2500
Other pharmacy related; please specify:	N/A	932
Non-pharmacy related; please specify:	N/A	698
I did not work (Skip to number 3)	N/A	1395

**74. If you had paid employment please indicate the approximate number of hours you worked per week.**

	<b>Response Percent</b>	<b>Response Total</b>
Less than 10 hours	29.8%	2878
10 to 14 hours	31.7%	3063
15 to 19 hours	19.7%	1898
20 to 29 hours	11.3%	1093
30 or more hours	4.5%	432
No answer	3.0%	287

**75. Please indicate any college degrees you had earned prior to entering the Doctor of Pharmacy program. (Check all that apply)**

	<b>Response Percent</b>	<b>Response Total</b>
Did not have a degree prior to entering program	N/A	4086
Associate's	N/A	1293
B.S., B.A. or Other Bachelor's	N/A	5968
Master's; please specify type:	N/A	299
JD or Other Law	N/A	7
Ph.D.	N/A	26
M.D., D.D.S. or Other Professional Doctorate	N/A	16
Other Doctorate	N/A	14

**76(a). What are your current plans for primary employment upon your graduation from the college/school of pharmacy? (Check all that apply)**

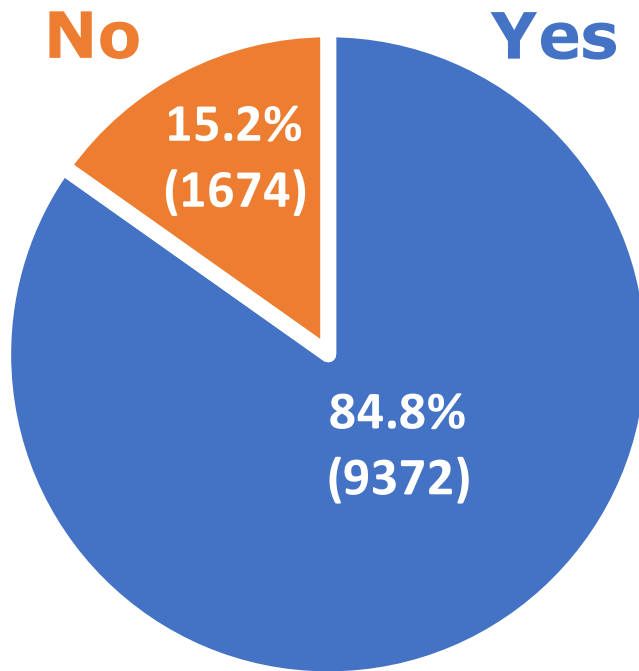
	<b>Response Percent</b>	<b>Response Total</b>
Chain community pharmacy	N/A	5542
Independent community pharmacy	N/A	2423
Hospital	N/A	5068
Clinic-based pharmacy	N/A	1966
Consultant	N/A	660
Home care	N/A	325
Nursing home/Long-term care facility	N/A	734
Academia	N/A	741
Association management	N/A	111
Pharmaceutical industry	N/A	989
Managed Care	N/A	657
Government or regulatory agency	N/A	571
Other Pharmacy Related Field; please specify:	N/A	598
Non-pharmacy Related Field; please specify:	N/A	81
No plans for employment in the coming year	N/A	326

**76(b). What are your current plans upon your graduation from the college/school of pharmacy? (Check all that apply)**

	<b>Response Percent</b>	<b>Response Total</b>
Pharmacy Residency Program	N/A	3445
Pharmacy Ph.D. Program	N/A	361
Master's; please specify type:	N/A	549
JD or Other Law Program	N/A	65
Other Health Professions (M.D., D.D.S., D.V.M., etc.)	N/A	157
Non-Pharmacy Ph.D. Program	N/A	59
Fellowship	N/A	401
No Plans for Further Education in the coming year	N/A	6380

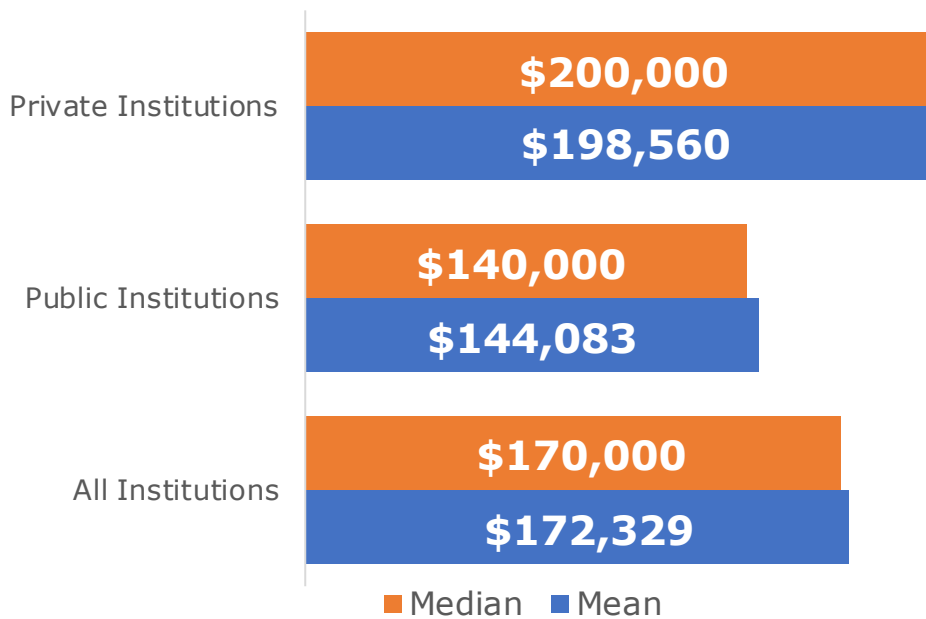


**77. Have you borrowed money to help pay for your college expenses in the Pharm.D. degree program?**

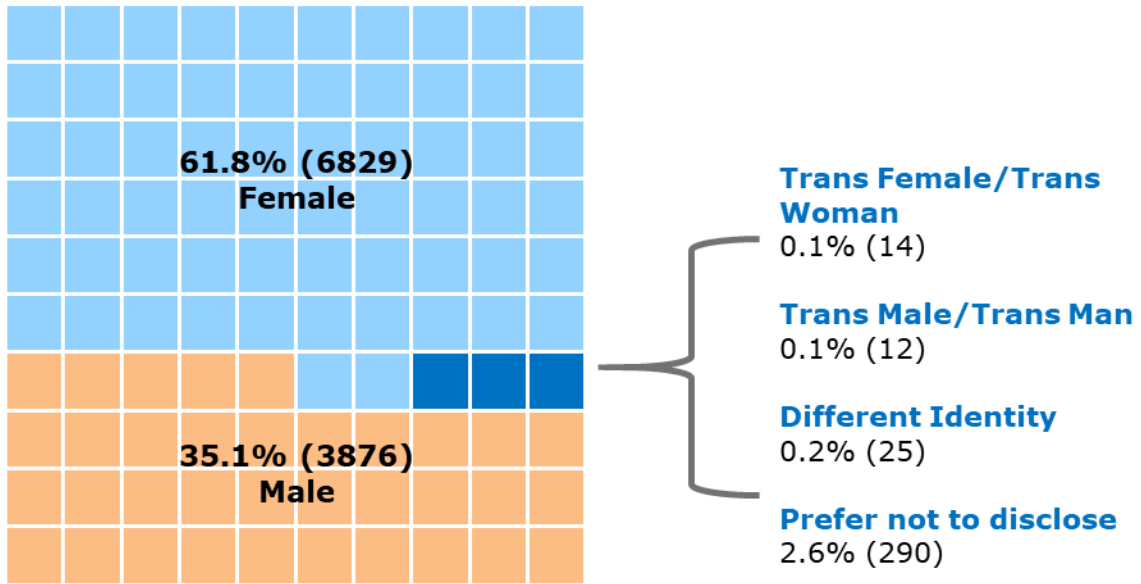


**78. If you borrowed to help pay for your college expenses in the Pharm.D. degree program, please estimate how much you will owe at date of graduation:**

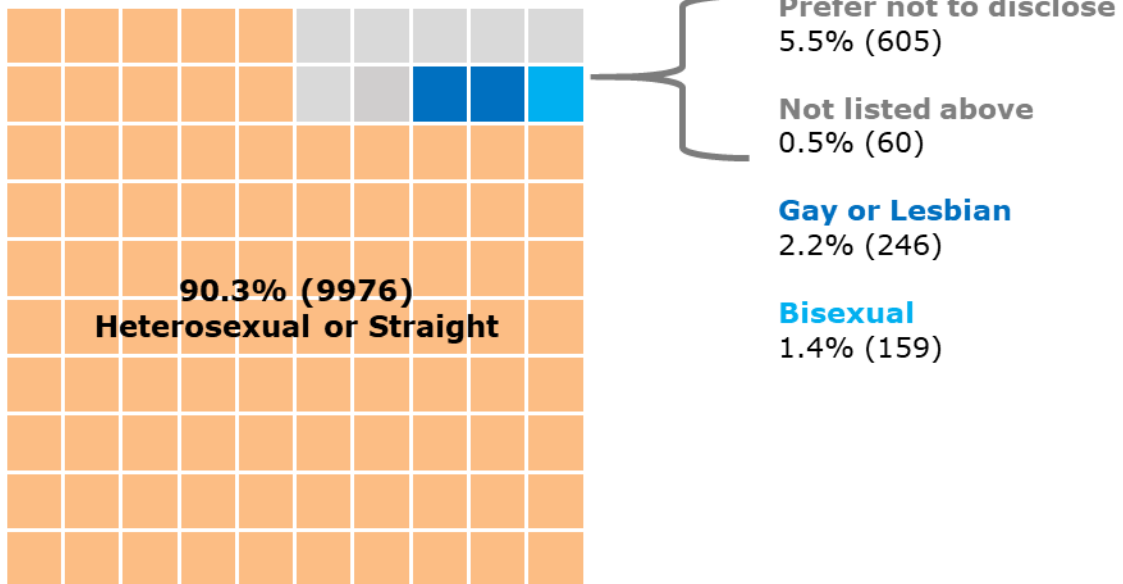
**Amounts Borrowed to Finance Pharm.D. Education**



**79(a). How do you describe yourself?**



**79(b). Do you consider yourself to be:**



2019 Graduating Student Survey

**80. Age**

