



# American Association of Colleges of Pharmacy Preceptor Survey

## 2019 National Summary Report

September 2019

© 2019 American Association of Colleges of Pharmacy.

## About the AACP Curriculum Quality Surveys

The Graduating Student, Alumni, Preceptor, and Faculty surveys were first released in 2007. These surveys were based on the Accreditation Council of Pharmacy Education’s (ACPE) 2007 Standards with the intention of gathering continuous improvement data for the colleges and schools of pharmacy.

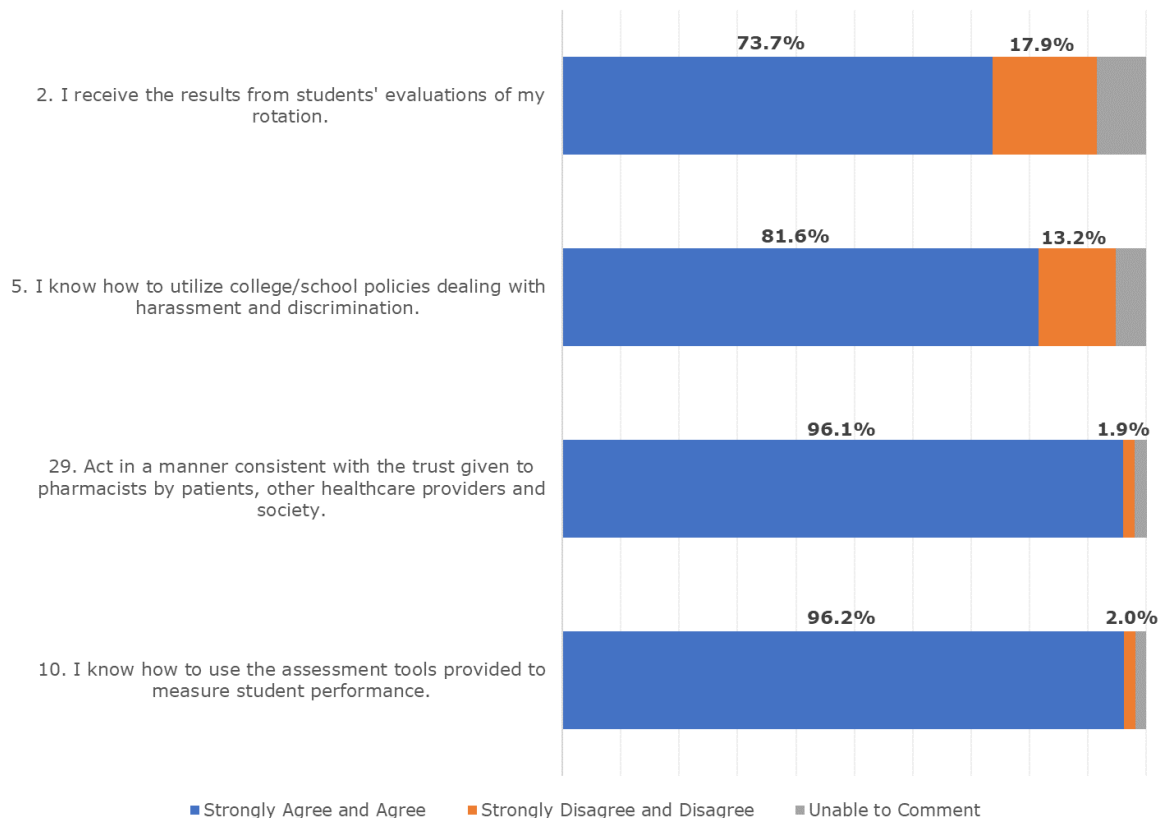
In spring 2015, the AACP Institutional Research and Assessment Committee (IRAC), AACP staff, and ACPE staff revised these curriculum quality perception surveys to accommodate changes with the release of ACPE’s 2016 Standards. In 2019, IRAC decided to move the demographic questions on three of the curriculum quality surveys (Graduating Student, Preceptor, and Alumni) to the end of the survey instrument. The Faculty demographic question section was already at the end of the survey instrument. The 2019 results reflect the fourth administration of these revised surveys and first administration of the renumbered Graduating Student, Preceptor, and Alumni surveys.

### 2019 Administration

The Preceptor Survey was made available for online access in the AACP Survey System on May 6, 2019. As of September 2019, 85 out of 143 (59.4%) colleges and schools of pharmacy administered the survey. A total of 39,837 preceptors were invited to complete the survey. Six thousand, eight hundred and forty-five (6,845) preceptors submitted the survey for a total response rate of 17.2 percent. Response rates per school ranged from 3.5 percent to 55.2 percent. For more information regarding this summary report or the administration of the survey, please contact the Office of Institutional Research and Effectiveness (data@aacp.org).

### 2019 Highlights

Overall, preceptors had positive responses on their experiences as a preceptor. The statements with the highest and lowest overall level of agreement are highlighted below.



## 2019 Preceptor Survey National Summary Report

Total number of schools: 85 (34 public, 51 private)  
 Total number of responses: 6,845  
 Response Rate: 17.2%

### Section I: Communication

Please indicate the degree to which you agree or disagree with each statement.

	Strongly Agree	Agree	Disagree	Strongly Disagree	Unable to Comment
1. I know the process for documenting and addressing student performance.	<b>58.1%</b> <b>(3979)</b>	40.0% (2738)	0.6% (44)	0.2% (14)	1.0% (70)
2. I receive the results from students' evaluations of my rotation.	<b>40.4%</b> <b>(2768)</b>	33.3% (2281)	13.3% (909)	4.6% (312)	8.4% (575)
3. I know how to utilize the process that exists within the college/school to effectively manage academic misconduct (e.g., plagiarism) by students.	35.3% (2415)	<b>47.5%</b> <b>(3251)</b>	11.0% (753)	1.0% (67)	5.2% (359)
4. I know how to utilize the process that exists within the college/school to effectively manage professional misconduct (e.g., repeated tardiness/absences, drug diversion) by students.	38.0% (2604)	<b>47.5%</b> <b>(3252)</b>	9.4% (646)	1.1% (73)	3.9% (270)
5. I know how to utilize college/school policies dealing with harassment and discrimination.	35.7% (2445)	<b>45.9%</b> <b>(3140)</b>	12.0% (824)	1.2% (81)	5.2% (355)
6. I am aware of the mechanism to provide feedback to the college/school.	<b>47.2%</b> <b>(3231)</b>	45.1% (3088)	5.2% (359)	0.9% (61)	1.5% (106)
7. The criteria for evaluating my performance as a preceptor are clear.	40.0% (2735)	<b>42.3%</b> <b>(2898)</b>	11.6% (797)	2.4% (165)	3.7% (250)

**Section II: Curriculum**

Please indicate the degree to which you agree or disagree with each statement.

	<b>Strongly Agree</b>	<b>Agree</b>	<b>Disagree</b>	<b>Strongly Disagree</b>	<b>Unable to Comment</b>
8. The specific learning expectations for the student have been clearly defined for my rotation(s).	<b>52.0%</b> <b>(3561)</b>	44.1% (3021)	2.0% (139)	0.3% (20)	1.5% (104)
9. The assessment tools provided to me for my site are suitable for measuring student performance.	44.8% (3065)	<b>47.3%</b> <b>(3239)</b>	5.0% (344)	1.0% (67)	1.9% (130)
10. I know how to use the assessment tools provided to measure student performance.	<b>51.3%</b> <b>(3511)</b>	44.9% (3075)	1.8% (124)	0.2% (13)	1.8% (122)

**Domain 1: Foundational Knowledge**

	<b>Strongly Agree</b>	<b>Agree</b>	<b>Disagree</b>	<b>Strongly Disagree</b>	<b>Unable to Comment</b>
11. Apply knowledge from the foundational pharmaceutical and biomedical sciences to the provision of patient care.	44.2% (3027)	<b>49.5%</b> <b>(3386)</b>	2.3% (156)	0.7% (48)	3.3% (228)
12. Apply knowledge from the clinical sciences to the provision of patient care.	44.8% (3065)	<b>48.6%</b> <b>(3329)</b>	2.5% (173)	0.8% (55)	3.3% (223)
13. Evaluate scientific literature.	40.8% (2790)	<b>48.8%</b> <b>(3342)</b>	4.9% (337)	1.1% (78)	4.4% (298)

**Domain 2: Essentials for Practice**

	<b>Strongly Agree</b>	<b>Agree</b>	<b>Disagree</b>	<b>Strongly Disagree</b>	<b>Unable to Comment</b>
14. Provide medication expertise as part of patient-centered care.	46.2% (3161)	<b>47.4%</b> <b>(3246)</b>	2.4% (162)	0.6% (39)	3.5% (237)
15. Optimize the safety and efficacy of medication use systems (e.g., dispensing, administration, effects monitoring) to manage patient healthcare needs.	43.0% (2943)	<b>48.2%</b> <b>(3302)</b>	2.9% (201)	0.6% (40)	5.2% (359)
16. Design strategies to manage chronic disease and improve health and wellness.	42.9% (2937)	<b>48.6%</b> <b>(3324)</b>	2.3% (155)	0.5% (37)	5.7% (392)
17. Assess the health needs of a given patient population.	40.3% (2761)	<b>50.7%</b> <b>(3473)</b>	2.7% (184)	0.6% (41)	5.6% (386)
18. Provide patient-centered care based on evidence-based practices.	44.8% (3066)	<b>47.7%</b> <b>(3262)</b>	2.9% (197)	0.7% (45)	4.0% (275)

**Domain 3: Approach to Practice and Care**

	<b>Strongly Agree</b>	<b>Agree</b>	<b>Disagree</b>	<b>Strongly Disagree</b>	<b>Unable to Comment</b>
19. Design, implement and evaluate viable solutions to patient care problems.	39.1% (2674)	<b>52.8%</b> <b>(3611)</b>	3.4% (233)	0.6% (42)	4.2% (285)
20. Use effective strategies to educate patients, healthcare professionals and caregivers to improve patient care.	43.7% (2994)	<b>50.3%</b> <b>(3441)</b>	1.8% (122)	0.5% (33)	3.7% (255)
21. Advocate for the patient's best interest.	44.2% (3025)	<b>48.6%</b> <b>(3326)</b>	2.2% (149)	0.4% (25)	4.7% (320)
22. Engage as a member of an interprofessional healthcare team.	46.2% (3162)	<b>48.0%</b> <b>(3289)</b>	2.0% (140)	0.5% (33)	3.2% (221)
23. Identify cultural disparities in healthcare.	36.2% (2476)	<b>49.6%</b> <b>(3395)</b>	3.9% (267)	0.5% (33)	9.8% (674)

	<b>Strongly Agree</b>	<b>Agree</b>	<b>Disagree</b>	<b>Strongly Disagree</b>	<b>Unable to Comment</b>
24. Recognize and address cultural disparities in access to and delivery of health care.	35.7% (2444)	<b>49.5%</b> <b>(3388)</b>	4.2% (289)	0.5% (35)	10.1% (689)
25. Effectively communicate (verbal, non-verbal, written) when interacting with individuals, groups and organizations.	43.3% (2964)	<b>51.2%</b> <b>(3503)</b>	2.7% (185)	0.6% (41)	2.2% (152)

**Domain 4: Personal and Professional Development**

	<b>Strongly Agree</b>	<b>Agree</b>	<b>Disagree</b>	<b>Strongly Disagree</b>	<b>Unable to Comment</b>
26. Examine and reflect on how their behavior and choices affect their personal and professional growth.	39.5% (2703)	<b>51.7%</b> <b>(3539)</b>	4.1% (284)	0.8% (54)	3.9% (265)
27. Accept responsibility for creating and achieving shared goals.	40.6% (2777)	<b>52.3%</b> <b>(3582)</b>	3.2% (219)	0.7% (48)	3.2% (219)
28. Develop new ideas and approaches to practice.	37.0% (2534)	<b>51.5%</b> <b>(3527)</b>	5.6% (380)	0.8% (56)	5.1% (348)
29. Act in a manner consistent with the trust given to pharmacists by patients, other healthcare providers and society.	<b>48.2%</b> <b>(3299)</b>	47.9% (3276)	1.3% (91)	0.6% (38)	2.1% (141)

**Section III: Resources/Support**

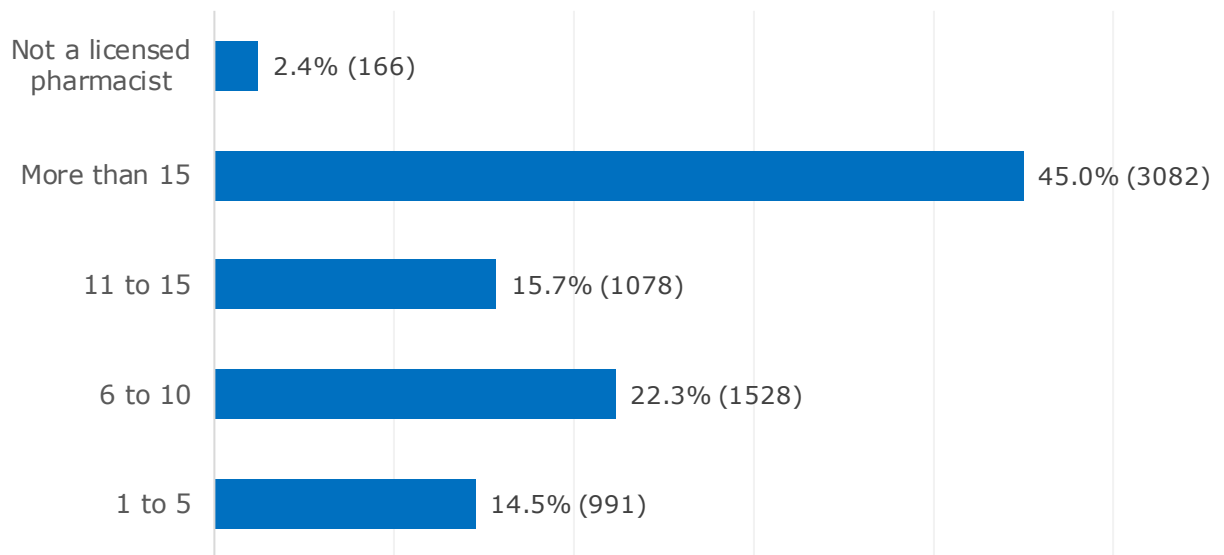
Please indicate the degree to which you agree or disagree with each statement.

	<b>Strongly Agree</b>	<b>Agree</b>	<b>Disagree</b>	<b>Strongly Disagree</b>	<b>Unable to Comment</b>
30. I have ongoing contact with the Office of Experiential Education.	39.3% (2693)	<b>47.0%</b> <b>(3220)</b>	8.0% (551)	1.1% (77)	4.4% (302)
31. I receive needed support from the Office of Experiential Education.	43.8% (2996)	<b>44.0%</b> <b>(3009)</b>	3.7% (251)	0.8% (56)	7.8% (531)
32. The student-to-preceptor ratios at my site are appropriate to maximize learning.	<b>55.0%</b> <b>(3762)</b>	40.5% (2774)	1.8% (125)	0.7% (49)	2.0% (134)
33. The college/school has an effective continuing professional development program for me that is consistent with my preceptor responsibilities.	42.4% (2902)	<b>45.1%</b> <b>(3089)</b>	4.9% (332)	1.2% (84)	6.4% (436)
34. There are adequate facilities and resources at the practice site to precept students.	<b>50.2%</b> <b>(3437)</b>	44.2% (3024)	3.3% (228)	0.8% (54)	1.5% (100)
35. The college/school provides me with access to library and educational resources.	<b>45.1%</b> <b>(3084)</b>	37.8% (2589)	6.1% (415)	1.6% (111)	9.4% (644)

Question 36 is an open-ended comment question and not included in this report

## Section IV: Demographic Questions

### 37. Number of years as a licensed pharmacist:



### 38. My practice setting is best described as:

	Response Percent	Response Total
Acute care	29.1%	1991
Ambulatory care	13.3%	909
Academia	3.6%	244
Community pharmacy	30.7%	2102
General medicine	3.9%	267
Industry	1.5%	101
Managed Care	2.3%	159
Other; please specify:	15.7%	1072

### 39. I precept students in:

	Response Percent	Response Total
Introductory pharmacy practice experiences (Introductory practice experiences occur prior to the final professional year of the curriculum and can include activities such as shadowing, interviewing patients, and service learning).	10.1%	692
Advanced pharmacy practice experiences. (Advanced practice experiences should involve direct patient care and most commonly form the core of the final professional year of the curriculum)	38.7%	2648
Both introductory and advanced pharmacy practice experiences	51.2%	3505



**40. Degree/Postgraduate Training (check all that apply):**

	<b>Response Percent</b>	<b>Response Total</b>
B.S. Pharm	N/A	2044
Pharm.D.	N/A	5193
Master's; please specify:	N/A	753
Other professional Doctorate (JD, M.D., D.D.S.)	N/A	58
Ph.D.	N/A	149
Residency	N/A	1950
Fellowship	N/A	190
Other; please specify:	N/A	520

**41. Number of years serving as a preceptor for this college/school:**

	<b>Response Percent</b>	<b>Response Total</b>
Less than 1	10.2%	696
1 to 3	31.0%	2125
4 to 6	24.0%	1640
7 to 10	14.3%	982
More than 10	20.5%	1402

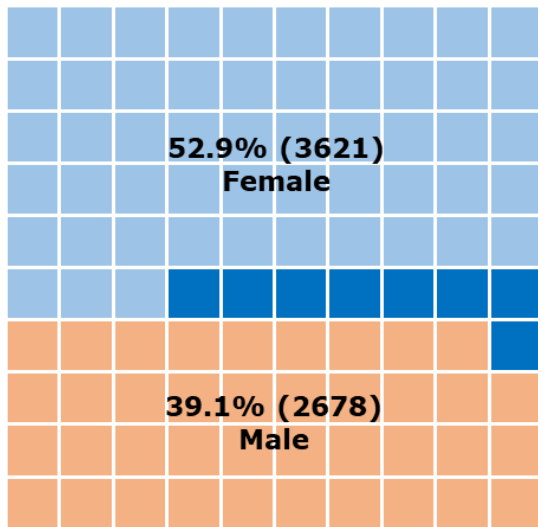
**42. Number of students directly precepted for this college/school over this past academic year.**

	<b>Response Percent</b>	<b>Response Total</b>
Less than 3	45.0%	3082
3 to 5	28.3%	1940
6 to 10	15.7%	1075
More than 10	10.9%	748

**43. I precept students from \_\_\_\_\_ college/school(s).**

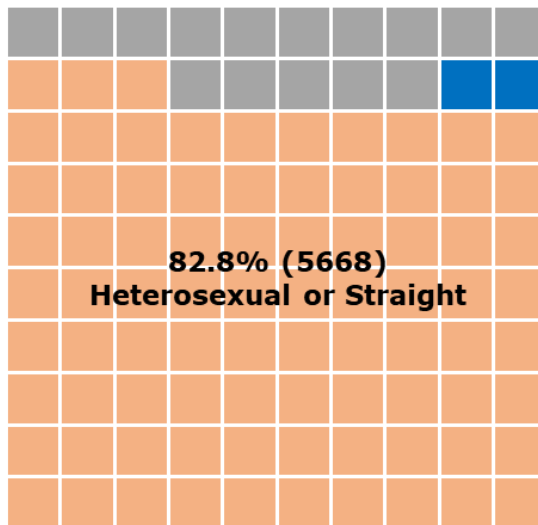
	<b>Response Percent</b>	<b>Response Total</b>
1	38.7%	2649
2	28.2%	1928
3	17.2%	1176
More than 3	16.0%	1092

**44(a). How do you describe yourself?**



- Trans Female/Trans Woman**  
0% (0)
- Trans Male/Trans Man**  
0% (0)
- Different Identity**  
0.6% (40)
- Prefer not to disclose**  
7.4% (506)

**44(b). Do you consider yourself to be:**



- Prefer not to disclose**  
14.0% (955)
- Not listed above**  
1.1% (76)
- Gay or Lesbian**  
1.7% (119)
- Bisexual**  
.4% (27)