

American Association of
Colleges of Pharmacy **AACP**



**CVS Health / AACP
Community Pharmacy Health Equity Award**

Updated March 27, 2024

Program Information and Application Instructions

Deadline: June 16, 2024, at 11:59 p.m. Hawaii Time

Table of Contents

| | |
|--|-----------|
| The Program | 3 |
| Description | 3 |
| Goal of the Program..... | 3 |
| Eligibility Requirements..... | 3 |
| Scholarship Notification | 4 |
| Scholarships Payments..... | 4 |
| Application Instructions | 4 |
| Application Deadline | 4 |
| Application Basics..... | 4 |
| Application Sections..... | 4 |
| Task 1: Applicant Information..... | 5 |
| Task 2: Eligibility Information | 5 |
| Task 3: GPA Verification Upload | 6 |
| Task 4: Resume/CV and Activities..... | 6 |
| Task 5: Activities and Leadership..... | 7 |
| Task 6: Applicant Essay..... | 7 |
| Task 7: Invite Recommenders | 7 |
| Task 8: Status of Recommendations..... | 8 |
| Task 9: Applicant Certification..... | 8 |
| Submitting Your Application | 8 |
| Application Review | 10 |
| Review Overview | 10 |
| Review Criteria..... | 10 |

The Program

Description

The CVS Health / AACP Community Pharmacy Health Equity Award for Student Pharmacists will be awarded to 21 outstanding student pharmacists who face financial barriers in their pursuit of education including, but not limited to those who identify as an underrepresented minority student, a student with a disability, or a student with a previous or current military service to include national guard and reserves. Students must be enrolled in their first (P1) year of the professional phase of the PharmD degree program during the 2023-2024 academic year at an American Association of Colleges of Pharmacy (AACP) member institution. Selected awardees must demonstrate leadership, academic success, and a commitment to advocate and care for patients in underserved communities. Each awardee will receive a **single \$20,000 scholarship**.

Goal of the Program

CVS Health and the American Association of Colleges of Pharmacy (AACP) believe, jointly, that pharmacists and student pharmacists have a professional obligation to advocate on behalf of patients and the profession of pharmacy. The Oath of a Pharmacist reads in part: I will embrace and advocate changes that improve patient care. The CVS Health / AACP Community Pharmacy Health Equity Award is intended to support students from backgrounds who will advocate for the needs of patients in underserved communities, the profession, and the public, both within and outside healthcare settings. The purpose of the scholarship is to reduce financial barriers for eligible student pharmacists in pursuit of a PharmD degree who are committed to advocating for health equity and the well-being of individual patients in communities across the United States.

Eligibility Requirements

Qualified applicants must meet the following requirements:

- 1) Students must be enrolled as a first (P1) year PharmD student for the 2023 entering class.
 - a) NOTE: Students enrolled in a 0-6 PharmD program as a P3 (out of P6) student during the 2023-2024 (current) academic year are also eligible.
- 2) Students must be able to demonstrate that they face financial barriers in their pursuit of education. To qualify, students must have filed or be claimed as a dependent on the most recent Federal Income Tax Return Form 1040, 1040A, or 1040EZ with an adjusted gross income that falls below the Low-Income Level listed below. The Low-Income Level is based on 200 percent of the [U.S. Department of Health and Human Services poverty guidelines](#) and used to determine what constitutes a low-income family. (Table 1)

| Persons in Family or Household | Income Level |
|---|---------------------|
| 1 | \$29,160 |
| 2 | \$39,440 |
| 3 | \$49,720 |
| 4 | \$60,000 |
| 5 | \$70,280 |
| 6 | \$80,560 |
| 7 | \$90,840 |
| 8 | \$101,120 |
| *For each additional person, add \$10,280 | |

- 3) Student must be a U.S. citizen or permanent resident.
- 4) Students must demonstrate advocacy, leadership, academic success, and a commitment to advancing the pharmacy profession and patient care in underserved communities.
- 5) GPA for current degree program must be 2.5 or greater on a 4.0 scale. Applicants from schools with other grading systems are still eligible to apply for the scholarship.
- 6) Students must submit a completed application by the deadline.
- 7) A student may only receive the CVS Health / AACP Community Pharmacy Health Equity

Award once.

Scholarship Notification

1. Completed applications are due by **Sunday, June 16, 2024**.
2. Completed applications will be reviewed by **Sunday, August 4, 2024**.
3. Scholarship recipients will be notified by **Sunday, September 1, 2024**.
4. Funds will be forwarded to the student's institution on or shortly after the start of class for **Fall 2024**.
5. Additional information will be requested from awardees (e.g., media release, photo) by **Sunday, September 15, 2024**.
6. AACP will announce the scholarship recipients on the *AACP* and *Pharmacy Is Right for Me* websites and social media in Fall 2024.

Scholarships Payments

A single scholarship in the amount of \$20,000 each will be awarded to twenty-one (21) outstanding students accepted into OR currently enrolled in their first (P1) year of the professional phase of the PharmD program at the time of submission.

AACP will pay the scholarship funds for each awardee directly to the pharmacy college or school where the student has been accepted or is currently enrolled. Funds will be dispersed in fall 2024 after the 2024-2025 academic year begins. Each institution will exclusively apply the scholarship funds to the awardee's tuition and/or fees.

Application Instructions

Application Deadline

Applications are due by June 16, 2024 at 11:59 p.m. Hawaii Time.

Application Basics

AACP Instructions Page

Access the application here:

<https://www.abstractscorecard.com/cfp/submit/login.asp?EventKey=XXQTGEGX>

- **Create Account**
 - Select the Join Now button under New Users to begin your application.
- **Account Profile**
 - Enter your contact information.
 - Under the professional information header, enter your position as "student" and enter your institution and credentials, if any (e.g., BS).
 - Type an access key (password) that you will use to access your submission information in the future. The access key must be at least 8 characters long and contain a character from three of the following character sets: uppercase letter, lowercase letter, number, or non-alphanumeric character.
 - Click Create Account.
- **Privacy Notice**
 - Review the standard privacy notice.
 - Check the Consent box and type your name into the e-signature line.
 - Click the Continue button.
- **Application Home Screen**
 - Carefully read the instructions.
 - Scroll down to the Click here to begin a new application.
- **Start a New Application**
 - Enter your first and last name exactly as entered on the Account Profile page.
 - Click Submit.

Application Sections

Please click on each task to enter the requested information. Once completed, the task will then appear with a large green check mark. After you have completed all of the tasks below, select "Save Application."

Task 1: Applicant Information

The following fields are included in this section:

- **Current Street Address**
- **Email**
- **Preferred Phone Number**
- **Gender**
- **College or School of Pharmacy**
- **Languages**
 - Please list all languages in which you are conversationally fluent.
- **Educational or Environmental Disadvantaged Status for Aggregate Reporting**
 - Check if any of the following apply to you. By designating any of the items below, you are considered to be educationally and/or environmentally disadvantaged. This information will be used for aggregate reporting purposes only and not considered in the application review process.
 - I graduated from a high school from which a low percentage of seniors receive a high school diploma.
 - I graduated from a high school at which many of the enrolled students are eligible for free or reduced-price lunches.
 - I am from a family that receives public assistance (e.g. Aid to Families with Dependent Children, food stamps, Medicaid, public housing) or I receive public assistance.
 - I am from a family that lives in an area that is designated as a Health Professional Shortage Area or a Medically Underserved Area.
 - I participated in an academic enrichment program funded in whole or in part by the Health Careers Opportunity Program.
 - I am from a school district where 50% or less of graduates go to college or where college education is not encouraged.
 - I am the first generation in my family to attend college (neither parent attended college).
 - English is not my primary language.
 - None of these apply to me
- **Demographic Information for Aggregate Reporting**
 - Identify the groups in which you consider yourself to be a member. This information will be used for aggregate reporting purposes only and not considered in the application review process. Race/ethnicity, U.S. Armed Forces status, and self-identification of disability will be collected.

Task 2: Eligibility Information

- **Academic Status**
 - Scholarship applicants must be enrolled as a first (P1) year PharmD student for the 2023 entering class.
 - NOTE: Students enrolled in a 0-6 PharmD program as a P3 (out of P6) student during the 2023-2024 academic year are also eligible.
- **GPA Eligibility**
 - Enter your GPA for your Doctor of Pharmacy Degree Program. To be eligible for consideration, your overall GPA must be 2.50 or greater on a 4.00 scale. Please enter "N/A" if your institution does not use a 4.0 grading scale (i.e., Pass/Fail). Enter your GPA in the "X.XX" format (e.g., 3.10). Applicants who attend institutions with other grading systems are still eligible to apply for the scholarship. Please email

scholarships@aacp.org, if this situation applies to you. Your GPA and unofficial transcript will only be used to determine eligibility and not otherwise considered in the review process.

- **Economic Disadvantaged Status** (this information will not be visible to reviewers)
 - View the [low-income level table](#) on the PharmCAS fee waiver page to determine if you are considered economically disadvantaged.
 - Does your household's income fall within the table's guidelines for economically disadvantaged?
 - Yes
 - No
 - I recognize that if I am selected for this scholarship, I will provide evidence of my economic disadvantage status (either a copy of your most recent Federal Income Tax Return Form 1040 or approval of a PharmCAS fee Waiver).
 - Yes
 - No
- **Service to the Underserved**
 - Which of the following best describes your experience serving in underserved communities?
 - I have actively volunteered or worked in underserved communities for more than 100 hours.
 - I have volunteered or worked in underserved communities for less than 100 hours.
 - I have not volunteered or worked in underserved communities, but I am interested in doing so in the future.
 - None of the above applies to me.
- **Residency**
 - Only US citizens and Permanent US Residents are eligible.

Task 3: GPA Verification Upload

Upload an unofficial copy of your most recent transcript for your current degree program (undergraduate or Pharm.D.) as a single PDF. To be eligible for consideration, your overall GPA must be 2.50 or greater on a 4.00 scale. Your GPA and unofficial transcript will only be used to determine eligibility and not otherwise considered in the review process.

Applicants from schools with other grading systems are still eligible to apply for the scholarship. If you attend an institution with a non-standard grading system, upload a PDF copy of your transcript with the grading system description included. The grading system can usually be found on the back of the transcript.

Please email scholarships@aacp.org, if you have additional questions regarding the GPA verification process.

Task 4: Resume/CV and Activities

Applicant Resume or CV Upload: Your resume is a very important part of your scholarship application. It will be used to help differentiate your application from others and allow you to showcase your academic and extracurricular involvement. Review the requirements below before you upload your resume.

- Save and submit your resume as a PDF.
- If you use any acronyms, also provide the full name.
- Use headers and/or section titles to organize your resume.

Task 5: Activities and Leadership

This section is an opportunity to expand upon your resume and/or include additional activities. It will be used to help differentiate your application from others and allow you to showcase your academic and extracurricular involvement. Be sure to include experiences, achievements, extracurricular activities, leadership roles and/or involvement as well as length of time spent in organizations and/or leadership roles.

Leadership and Advocacy Activities:

- Describe your activities and leadership in academic, collegiate, or university sponsored organization, club, research or activity
- Describe your activities and leadership in non-academic related environments (for example volunteering, work, civic groups)
- Be sure to include experiences, achievements, extracurricular activities, leadership roles and/or involvement as well as length of time spent in organizations and/or leadership roles.

Task 6: Applicant Essay

Essay 1: Describe how your background, characteristics, and/or lived experiences has and/or will contribute to your success in advocating for health equity and the well-being of individual patients in underserved communities across the United States.

Essay 2: Describe your vision for improving healthcare through advocacy.

You are strongly encouraged to compose your essay in a separate word processor, then copy and paste as plain text into the text box. Use line breaks (the return key) to separate paragraphs. Please do NOT insert hyperlinks or other formatting. Limit each essay to 400 words.

You must compose your essays using your own words and without assistance from other individuals or an artificial intelligence (AI) essay generator (e.g., ChatGPT). You are permitted to use tools to check your spelling and grammar.

Task 7: Invite Recommenders

Each recommender should describe how you have advocated for health equity in caring for patients in underserved communities as well as how you have contributed, and will continue to contribute, to the profession of pharmacy.

Contact each recommender in advance, so they know to expect an email from this program.

- **Recommendation #1: Faculty Member**
 - Invite a pharmacy or science faculty member to submit a recommendation on your behalf.
 - Recommendations from non-teaching faculty and academic advisors are also acceptable.
- **Recommendation #2:**
 - Invite a pharmacist, pharmacy scientist, pharmacy researcher, pharmacy school faculty member, or other healthcare professional or educator to submit a letter on your behalf.

STEPS

- **Add a Recommender:**
 - Enter the recommender's first name, last name, and email address.
 - Click the 'Add Recommender' button.
- **Invite Each Recommender:**
 - Click the "Invite" button for each recommender, once the profiles are complete.
 - Recommenders will then receive an automated email prompting them to complete a recommendation on your behalf.
 - See also the "Invite Recommender" section for status information.

- **Check the Status of Each Recommendation:**
 - You will receive a confirmation email when a recommender completes the Recommender Profile or submits a Recommendation.
 - See also the Invite Recommender section for status information.
- **Save and Submit Your Application:**
 - Once each recommender completes the profile and recommendation, you must log back into your application to save and submit.

Task 8: Status of Recommendations

If not already done, click on the “Invite” button next to your recommender’s name. Once done, the recommender should receive an automated email with a custom link to the online recommendation form.

Recommender List

You must have 2 recommenders

1

John Doe

Profile completed ✔

Role: Pharmacist

Edit John Doe's Profile

Invite John Doe

Remove John Doe

- Instruct your recommender to watch for an email from **doNotReply@ConferenceAbstracts.com**.
- If the recommender does not receive the email, advise them to check their junk and spam email folders.
- Please allow your recommenders adequate time to complete the recommendation form before you re-invite them.
- Login and revisit this section to view the latest invite date and check on the status of your recommendations.

Once both recommenders have submitted the recommendation form, you must click the “Complete Task” button on the Invite Recommenders screen.

Task 9: Applicant Certification

Please read and sign below.









By adding my name to the text box below, I certify that all the information and statements I have provided in this application are current, correct, and complete to the best of my knowledge. I also affirm that I composed my essay using my own words and without assistance from other individuals or artificial intelligence (AI) technology (i.e., an essay generator).

I understand my certification of this statement serves the same purpose as a legal signature.

- Please indicate your agreement by typing in your full name in the space provided.
- Click Submit Agreement.

Submitting Your Application

Once each section of your application features a green check mark, you are ready to save and submit your application.

-  **1. Applicant Information**
Completed Tuesday, March 15, 2022, 10:38 AM
Please answer the following questions.
-  **2. Race and Ethnicity**
Completed Wednesday, March 16, 2022, 11:43 AM
Please answer the following questions.
-  **3. GPA Verification Upload**
Completed Wednesday, March 16, 2022, 11:43 AM
Click here to upload a document for your GPA verification.
-  **4. Applicant Resume Upload**
Completed Wednesday, March 16, 2022, 11:43 AM
Click here to upload your resume.
-  **5. Applicant Essay**
Completed Wednesday, March 16, 2022, 11:44 AM
Click here to enter your essay.
-  **6. Recommender Profiles**
Completed Wednesday, March 16, 2022, 11:56 AM
Click here to identify two recommenders.
-  **7. Invite Recommenders**
Completed Wednesday, March 16, 2022, 11:56 AM
Click here to invite your recommenders.
-  **8. Applicant Certification**
Completed Wednesday, March 16, 2022, 11:56 AM
Please click here to sign your acknowledgement.

Be sure to click 'Save Application' at the bottom of your page **and** 'Submit' in the upper right-hand corner of your page. You will receive an automated email once your application is submitted.

Save Application

Submit

Application Review

Review Overview

AACP staff will determine that all applications are complete and eligibility requirements have been met. Once requirements are verified, the application will be moved through the evaluation process.

Review Criteria

The following criteria will be used for all eligible applicants. The review team will look for well thought out, clear and concise, well organized, and complete applications, with evidence that awardee demonstrates leadership, academic success, and a commitment to advancing the profession and patient care in underserved communities.

1) Resume/CV and Activities (weight factor = 25)

The applicant resume is used to determine the degree to which the student has demonstrated academic involvement and engagement both on and off campus, as well as the leadership ability shown through professional, educational, and extracurricular experiences.

- Engagement and Leadership in academic, collegiate, or university sponsored organization, club, research or activity (10 points possible)
 - Participation (up to 5 points)
 - Leadership (up to 5 points)
- Community Engagement and Leadership in non-academic related environments (for example volunteering, work, civic groups) (10 points possible)
 - Participation (up to 5 points)
 - Leadership (up to 5 points)
- Format (5 points possible)
 - Clear and organized headings and sections (5 points)

2) Scholarship Essay (weight factor = 35)

- Essay Content (30 points possible)
 - Answers essay prompts.
 - Demonstrates understanding of the role of pharmacists and need for advocacy.
 - Goals and vision are aligned with the goals of the program.
- Clarity of writing (5 points possible)
 - Essay is clear and concise
 - Sentences flow smoothly and are easily understood

3) Recommendation letters (weight factor = 10)*

- Describes applicant's potential for success in pharmacy with no concerns (5 points for each letter)
- If candidates receive the same score, then the AACP staff will review the recommendation letters in detail to make the final decision.